



April 15, 2022

Arizona Department of Environmental Quality
Groundwater Section
Mail Code 5415B-3
1110 W. Washington St.
Phoenix, AZ 85007

Re: Pinyon Plain Mine Non-Storm Water Impoundment 3.04 General Aquifer Protection Permit No. P-100333 Annual Report for 2021

Dear Sir or Madam:

Enclosed please find Energy Fuels Resources (USA) Inc.'s ("EFRI's") revised 2021 Annual Report for the Pinyon Plain Mine (the "Mine") (formerly named the Canyon Mine) in accordance with the Mine's Non-storm water Impoundment 3.04 General Aquifer Protection Permit (the "APP") No. P-100333. The report has been revised to correct minor spreadsheet calculation errors in Table 1.

Pursuant to the requirements found in the APP and in the Arizona Administrative Code (A.A.C.) R18-9-D304, EFRI agreed to the following voluntary condition:

"2. Mine Shaft Sump Monitoring

i. EFRI agrees to measure the daily volume of water pumped from the underground mining areas, and conduct periodic sampling for the water pumped from the underground mining areas as follows:

EFRI will sample water pumped from the underground mining areas at the point the water discharges to the non-storm water impoundment on a quarterly basis for the parameters set forth in Table 1 of the permit. If there is no water pumped during a particular quarter, then no sample will be required. EFRI will report to the Arizona Department of Environmental Quality ("ADEQ") the results of the daily volume of water pumped and quarterly sampling within 30 days of the end of each of the first two quarters of operation, and on an annual basis thereafter.

ii. If the sampling results suggest that aquifer water quality standards could be exceeded in groundwater beneath the mine given the depth to groundwater at the mine, EFRI will increase the frequency of pumping to mitigate any risk to groundwater."

EFRI began discharging to the Mine's non-storm water impoundment in July of 2013. In accordance with the APP condition 2.i, EFRI submitted two quarterly reports to ADEQ on October 23, 2013 and January 13, 2014. The January 13, 2014 report documented the second quarter of

pumping operations, and the second of two required quarterly reports; and therefore, reporting is now required at an annual frequency. Shaft sinking was completed in April of 2018.

The shaft has been sunk to a depth of approximately 1,470 feet. Underground mining operations were suspended in April 2018 due to low uranium prices, at which time EFRI restricted underground access. However, after the suspension of mining activities EFRI did continue to pump water from the shaft into the non-storm water impoundment, and four quarters of sampling were completed in 2021. EFRI has surveyed and performed Klinkenberg testing on the mine sump required by Section 1.ii of the APP, and submitted the report for filing with the Agency on January 27, 2020. In 2021 EFRI re-entered the underground areas of the mine in the first, second and third quarters to perform care and maintenance activities. No mining was conducted in 2021.

Per Section 2.i of the APP, the attached Table 1 includes the daily volume of water pumped from underground mining areas for 2021. The attached Table 2 includes a summary of the analytical results for the quarterly water samples, collected when the mine is pumping water into the non-storm water impoundment. The samples are taken from the outfall point where mine water discharges from underground sump into the non-storm water impoundment.

Please feel free to contact me at 303-389-4132 or sbakken@energyfuels.com if you have any questions or concerns.

Sincerely,

ENERGY FUELS RESOURCES (USA) INC.

Scott A. Bakken

Vice President, Regulatory Affairs

cc: Kathy Weinel, Matt Germansen, Jordan App (EFRI)
Vimal Chauhan (ADEQ)

SIGNATURE AND CERTIFICATION

This document was prepared by Energy Fuels Resources (USA) Inc. based on information and belief formed after reasonable inquiry, the statements and information in the document are true, accurate, and complete.

April 15, 2022

Signature of Responsible Official
Scott Bakken
Vice President, Regulatory Affairs

Date

TABLES

TABLE 1
Pinyon Plain Mine Daily Volume of Water Pumped from Underground Mining Areas during 2021

Date	Sump Meter Reading	Gallons Pumped (GA/D)	Ring Meter Reading	Gallons Pumped (GA/D)	Total Gallons Pumped (GA/D)	Date	Sump Meter Reading	Gallons Pumped (GA/D)	Ring Meter Reading	Gallons Pumped (GA/D)	Total Gallons Pumped (GA/D)	Date	Sump Meter Reading	Gallons Pumped (GA/D)	Ring Meter Reading	Gallons Pumped (GA/D)	Total Gallons Pumped (GA/D)
First Quarter 2021																	
January 2021						February 2021						March 2021					
1/1/2021-1/4/2021	**	92,100	**	0	92,100	1/28/2021-2/1/2021	1232500	111,412	25,800	0	111,412	2/26/2021-3/1/2021	1655300	44,300	249,200	51,700	96,000
	**		**	0		2/2/2021	1247700	15,200	40,900	15,100	30,300	3/2/2021	1671100	15,800	255,800	6600	22,400
	**		**	0		2/3/2021	1258100	10,400	52,700	11,800	22,200	3/3/2021	1689500	18,400	263,100	7300	25,700
	629100		0	0		2/4/2021	1274649	16,549	59,400	6,700	23,249	3/4/2021	1703100	13,600	277,000	13900	27,500
1/5/2021	653500	24,400	0	0	24,400		**		**	0			**		**	0	
1/6/2021	682300	28,800	0	0	28,800	2/5/2021-2/8/2021	**	88,751	**	0	88,751	3/5/2021-3/10/2021	**	59,900	**	0	128,200
1/7/2021	693900	11,600	0	0	11,600		**		**	0			**		**	0	
1/8/2021-1/11/2021	**	96,500	**	0	96,500	2/9/2021-2/10/2021	1363400	38,800	59,400	0	44,400		**		**	0	
	**		**	0		2/11/2021	1402200	12,700	65,000	5,600	27,200	3/11/2021	1763000	345,300	68300		
	**		**	0			1414900	12,700	79,500	14,500	27,200		1775900	12,900	353,000	7,700	20,600
1/12/2021-1/13/2021	**	42,700	**	0	42,700	2/12/2021-2/15/2021	**	90,800	**	0	91,800	3/12/2021-3/15/2021	**	80,300	**	0	95,929
1/14/2021	833100	20,300	0	0	20,300		**		**	0			**		**	0	
1/15/2021-1/18/2021	**	69,900	**	0	89,100	2/16/2021	1505700	8,600	80,500	1,000	18,600	3/16/2021	1856200	368,629	15629		
	**		**	0		2/17/2021	1514300	8,600	90,500	10,000	18,600	3/17/2021	1870000	13,800	377,200	8,571	22,371
	**		**	0			1527600	13,300	105,400	14,900	28,200	3/18/2021	1895200	25,200	377,200	0	25,200
	923300		19,200	19,200		2/18/2021-2/22/2021	**	53,900	**	0	114,800	3/18/2021	1919500	24,300	377,200	0	24,300
1/19/2021	944400	21,100	25,800	6,600	27,700		**		**	0			**		**	0	
1/20/2021	967000	22,600	25,800	0	22,600		**		**	0		3/19/2021-3/22/2021	**	96,800	**	0	96,800
1/21/2021	985500	18,500	25,800	0	18,500		**		**	0			**		**	0	
1/22/2021-1/25/2021	**	89,103	**	0	89,103	2/23/2021	1581500	8,800	166,300	60,900	16,000	3/23/2021	2016300	377,200	0		
	**		**	0		2/24/2021	1590300	8,800	173,500	7,200	16,000	3/24/2021	2032800	16,500	377,200	0	16,500
	**		**	0		2/25/2021	1601900	11,600	189,300	15,800	27,400	3/25/2021	2060100	27,300	377,200	0	27,300
	1074603		25,800	0			1611000	9,100	197,500	8,200	17,300	3/26/2021	2080800	20,700	377,200	0	20,700
1/26/2021-1/27/2021	**	46,485	**	0	46,485							3/27/2021	2105300	24,500	377,200	0	24,500
	1121088		25,800	0								3/28/2021	2152200	21,700	377,200	0	21,700
												3/29/2021	2175900	23,700	377,200	0	23,700
												3/30/2021	2201300	25,400	377,200	0	25,400
												3/31/2021	2225500	24,200	377,200	0	24,200
Total Gallons Pumped for January		584,088		25,800	609,888	Total Gallons Pumped for February		489,912		171,700	661,612	Total Gallons Pumped for March		614,500		179,700	794,200
Daily gallons pumped		22,588		956	22,588	Daily gallons pumped		22,814		6,868	26,464	Daily gallons pumped		19822.58		5796.77	23,359
Hourly gallons pumped		941		40	941	Hourly gallons pumped		951		286	1,103	Hourly gallons pumped		825.94		241.53	973
GPM for June		15.69		0.66	15.69	GPM for June		15.84		4.77	18.38	GPM for June		13.77		4.03	16.22
													Total for the Quarter	2,065,700			

** The pumps operated continuously throughout 2021 unless otherwise noted. Flow meter readings were not recorded every day in January- April 2021. Gallons pumped on days when flow meter readings were not recorded are accounted for in the total gallons pumped and reported for a span of days. The dates corresponding to one flow meter reading are shown as a range.

from 12/30/2020

**Table 1
Pinyon Plain Mine Daily Volume of Water Pumped from Underground Mining Areas during 2021**

Date	Sump Meter Reading	Gallons Pumped (GA/D)	Ring Meter Reading	Gallons Pumped (GA/D)	Total Gallons Pumped (GA/D)	Date	Sump Meter Reading	Gallons Pumped (GA/D)	Ring Meter Reading	Gallons Pumped (GA/D)	Total Gallons Pumped (GA/D)	Date	Sump Meter Reading	Gallons Pumped (GA/D)	Ring Meter Reading	Gallons Pumped (GA/D)	Total Gallons Pumped (GA/D)		
Second Quarter 2021																			
April 2021						May 2021						June 2021							
4/1/2021	2249800	24300	377,200	0	24,300	4/29/2021-5/3/2021	2670186	53390	681354	0	110,383	6/1/2021	287834	10391	323026	11955	22346		
4/2/2021-4/5/2021	2332300	82500	377,200	0	82,500							**	0	6/2/2021	299032	11198	335341	12315	23513
	**		**	0								**	56993	6/3/2021	309576	10544	347280	11939	22483
	**		**	0								**	13574	25,043	6/4/2021	320099	10523	359220	11940
4/6/2021	2355000	22700	377,200	0	22,700	5/4/2021	2681655	11469	694928	13574	25,043	6/5/2021-6/6/2021	341430	21331	383452	0	45563		
4/7/2021	2381700	26700	380,500	3300	30,000	5/5/2021	2690848	9193	703919	8991	18,184	**	**	24232	**	24232	**		
4/8/2021	2396353	14653	380,500	0	14,653	5/6/2021*	9489	9489	11204	11204	20,693	6/7/2021	352221	10791	395795	12343	23134		
4/9/2021-4/12/2021	2442500	46147	430,100	0	95,747	5/7/2021	20534	11045	20492	9288	20,333	6/8/2021	362730	10509	407792	11997	22506		
	**		**	0		5/8/2021	33340	12806	32748	12256	25,062	6/9/2021	373227	10497	419734	11942	22439		
	**		**	0		5/9/2021	43886	10546	44750	12002	22,548	6/10/2021	383692	10465	431892	12158	22623		
	**		**	49600		5/10/2021	54331	10445	56954	12204	22,649	6/11/2021	394396	10704	444157	12265	22969		
4/13/2021	2466955	24455	441,749	11649	36,104	5/11/2021	65397	11066	68716	11762	22,828	6/12/2021	405450	11054	455789	11632	22686		
4/14/2021	2475755	8800	453,449	11700	20,500	5/12/2021	76074	10677	80972	12256	22,933	6/13/2021	416088	10638	468153	12364	23002		
4/15/2021-4/19/2021	2520655	44900	512,349	0	103,800	5/13/2021	86457	10383	92751	11779	22,162	6/14/2021	426614	10526	480129	11976	22502		
	**		**	0		5/14/2021	96906	10449	105121	12370	22,819	6/15/2021	437214	10600	492070	11941	22541		
	**		**	0		5/15/2021	107392	10486	116967	11846	22,332	6/16/2021	447827	10613	504357	12287	22900		
	**		**	0		5/16/2021	117921	10529	129407	12440	22,969	6/17/2021	458466	10639	516544	12187	22826		
	**		**	0		5/17/2021	128611	10690	141282	11875	22,565	6/18/2021	471180	12714	526693	10149	22863		
4/20/2021	2529655	9000	523,449	11,100	20,100	5/18/2021	139810	11199	153704	12422	23,621	6/19/2021	481995	10815	539043	12350	23165		
4/21/2021	2538955	9300	535,249	11,800	21,100	5/19/2021	150346	10536	165605	11901	22,437	6/20/2021	492733	10738	551417	12374	23112		
4/22/2021	2548595	9640	548,002	12,753	22,393	5/20/2021	160880	10534	178074	12469	23,003	6/21/2021	503344	10611	563465	12048	22659		
4/23/2021-4/26/2021	2595635	47040	601,495	0	100,533	5/21/2021	171462	10582	190085	12011	22,593	6/22/2021	514103	10759	575476	12011	22770		
	**		**	0		5/22/2021	182001	10539	202522	12437	22,976	6/23/2021	524893	10790	587722	12246	23036		
	**		**	0		5/23/2021	192484	10483	214392	11870	22,353	6/24/2021	536535	11642	599681	11959	23601		
	**		**	53,493		5/24/2021	203029	10545	226726	12334	22,879	6/25/2021	547353	10818	611626	11945	22763		
4/27/2021	2606100	10465	612,800	11,305	21,770	5/25/2021	214216	11187	238580	11854	23,041	6/26/2021	558122	10769	623825	12199	22968		
4/28/2021	2616796	10696	624,361	11,561	22,257	5/26/2021	224739	10523	250610	12030	22,553	6/27/2021	568797	10675	636093	12268	22943		
						5/27/2021	235174	10435	262847	12237	22,672	6/28/2021	579610	10813	648052	11959	22772		
						5/28/2021	245682	10508	274720	11873	22,381	6/29/2021	590233	10623	660272	12220	22843		
						5/29/2021	256250	10568	286802	12082	22,650	6/30/2021	600971	10738	672511	12239	22977		
						5/30/2021	266733	10483	299141	12339	22,822								
						5/31/2021	277443	10710	311071	11930	22,640								
Gallons Pumped for April		391,296		247,161	638,457	Total Gallons Pumped for May		351,495		390,629	742,124	Gallons Pumped for June		323,528		361,440	684,968		
Daily gallons pumped		13974.86		8,827	22,802	Daily gallons pumped		11338.55		12600.94	22,489	Daily gallons pumped		10,784		12,048	22,832		
Hourly gallons pumped		582.29		367.80	950.08	Hourly gallons pumped		472.44		525.04	937.03	Hourly gallons pumped		449.34		502	951.34		
GPM for June		9.70		6.13	15.83	GPM for June		7.87		8.75	15.62	GPM for June		7.49		8.37	15.86		
																Total for the Quarter	2,065,549		

*Both meters and output totalizers were zeroed out at 8:30 a.m. on 5/5/2021

** The pumps operated continuously throughout 2021 unless otherwise noted. Flow meter readings were not recorded every day in January- April 2021. Gallons pumped on days when flow meter readings were not recorded are accounted for in the total gallons pumped and reported for a span of days. The dates corresponding to one flow meter reading are shown as a range.

**Table 1
Pinyon Plain Mine Daily Volume of Water Pumped from Underground Mining Areas During 2021**

Date	Sump Meter Reading	Gallons Pumped (GA/D)	Ring Meter Reading	Gallons Pumped (GA/D)	Total Gallons Pumped (GA/D)	Date	Sump Meter Reading	Gallons Pumped (GA/D)	Ring Meter Reading	Gallons Pumped (GA/D)	Total Gallons Pumped (GA/D)	Date	Sump Meter Reading	Gallons Pumped (GA/D)	Ring Meter Reading	Gallons Pumped (GA/D)	Total Gallons Pumped (GA/D)	
Third Quarter 2021																		
July 2021						August 2021						September 2021						
7/1/2021	611719	10748	684477	11966	22714	8/1/2020	981188	11251	1035736	12145	23396	9/1/2020	1539336	20979	1191505	0	20979	
7/2/2021	622412	10693	696572	12095	22788	8/2/2020	992004	10816	1048069	12333	23149	9/2/2020	1562260	22924	1191505	0	22924	
7/3/2021	633364	10952	708912	12340	23292	8/3/2020	1003630	11626	1060432	12363	23989	9/3/2020	1585228	22968	1191505	0	22968	
7/4/2021	644362	10998	720748	11836	22834	8/4/2020	1014995	11365	1072711	12279	23644	9/4/2020	1608434	23206	1191505	0	23206	
7/5/2021	655464	11102	732936	12188	23290	8/5/2020	1026231	11236	1085113	12402	23638	9/5/2020	1630575	22141	1191505	0	22141	
7/6/2021	666361	10897	744942	12006	22903	8/6/2020	1038964	12733	1096636	11523	24256	9/6/2020	1648231	17656	1191505	0	17656	
7/7/2021	677142	10781	757058	12116	22897	8/7/2020	1050536	11572	1108486	11850	23422	9/7/2020	1668925	20694	1191505	0	20694	
7/8/2021	688764	11622	768434	11376	22998	8/8/2020	1062440	11904	1120858	12372	24276	9/8/2020	1692552	23627	1191505	0	23627	
7/9/2021	699968	11204	780499	12065	23269	8/9/2020	1073934	11494	1133163	12305	23799	9/9/2020	1712031	19479	1191505	0	19479	
7/10/2021	710745	10777	792405	11906	22683	8/10/2020	1085314	11380	1145243	12080	23460	9/10/2020- 9/15/2021	1842000	129969	1191505	0	129969	
7/11/2021	722248	11503	803518	11113	22616	8/11/2020	1096669	11355	1157537	12294	23649		**		1191505	0		
7/12/2021	733040	10792	815894	12376	23168	8/12/2020	1107850	11181	1169541	12004	23185		**		1191505	0		
7/13/2021	743888	10848	827923	12029	22877	8/13/2020	1119013	11163	1181624	12083	23246		**		1191505	0		
7/14/2021	754602	10714	839870	11947	22661	8/14/2020	1132318	13305	1191502	9878	23183		**		1191505	0		
7/15/2021	765402	10800	852044	12174	22974	8/15/2020 ****	1155912	23594	1191502	0	23594	**	1191505	0				
7/16/2021	776421	11019	864057	12013	23032	8/16/2020	1179411	23499	1191503	1	23500	9/16/2020	1870456	28456	1191529	0	28456	
7/17/2021	787327	10906	876363	12306	23212	8/17/2020	1200955	21544	1191503	0	21544	9/17/2020	1885412	14956	1191529	0	14956	
7/18/2021- 7/22/2021	839795	52468	934931	0	111036	8/18/2020	1222868	21913	1191504	1	21914	9/18/2020	1902980	17568	1191529	0	17568	
	*		*	0		8/19/2020	1247102	24234	1191504	0	24234	9/19/2020	1905936	2956	1191529	0	2956	
	*		*	0		8/20/2020	1271325	24223	1191504	0	24223	9/20/2020	1909266	3330	1191529	0	3330	
	*		*	0		8/21/2020	1294452	23127	1191504	0	23127	9/21/2020- 9/23/2021	1919699	10433	1191529	0	6855	
	*		*	58568		8/22/2020	1317618	23166	1191504	0	23166		***		1198384	6855		
7/23/2021	855384	15589	947630	12699	28288	8/23/2020	1340034	22416	1191504	0	22416	***	1211411	13027	23460			
7/24/2021	863476	8092	960328	12698	20790	8/24/2020	1363299	23265	1191504	0	23265	9/24/2020	1931181	11482	1223647	12236	23718	
7/25/2021	869916	6440	972856	12528	18968	8/25/2020	1386820	23521	1191504	0	23521	9/25/2020	1942107	10926	1236499	12852	23778	
7/26/2021	885636	15720	984744	11888	27608	8/26/2020	1410077	23257	1191504	0	23257	9/26/2020	1953330	11223	1249155	12656	23879	
7/27/2021	897752	12116	997754	13010	25126	8/27/2020	1433401	23324	1191504	0	23324	9/27/2020	1965029	11699	1261138	11983	23682	
7/28/2021	915029	17277	999549	1795	19072	8/28/2020	1455400	21999	1191504	0	21999	9/28/2020	1975817	10788	1272098	10960	21748	
7/29/2021	946589	31560	999957	408	31968	8/29/2020	1477288	21888	1191504	0	21888	9/29/2020	1990108	14291	1283719	11621	25912	
7/30/2021	958806	12217	1011247	11290	23507	8/30/2020	1497550	20262	1191505	1	20263	9/30/2020	2003925	13817	1295913	12194	26011	
7/31/2021	969937	11131	1023591	12344	23475	8/31/2020	1518357	20807	1191505	0	20807							
Total Gallons Pumped for July					720,046	Total Gallons Pumped for August					716,334	Total Gallons Pumped for September					589,952	
		368966			351080			548420			167914			485,568			104,384	
Daily gallons pumped		11,902	11,325		23,227	Daily gallons pumped		17,691	5,417		23,108	Total for the Quarter		2,026,332				
Hourly gallons pumped		495.92	471.88		967.80	Hourly gallons pumped		737.12	225.69		962.81	Total GA/D Pumped for Sept.		485568	104384			
GPM for July		8.27	7.86		16.13	GPM for August		12.29	3.76		16.05	Daily gallons pumped		16,186	3,479		19,665	
												Hourly gallons pumped		674.4	144.98		819.38	
												GPM for September		11.24	2.42		13.66	

*7/18-7/21, Daily flow reading not sent during maintenance operations. Dewatering was maintained during the time period
 **9/10-9/17, Daily flow reading not sent during maintenance operations. Dewatering was maintained during the time period
 ***9/17-9/23, Daily flow reading was less than actual flows due to flow meter connectivity errors and diagnostic work. Shaft was dewatered fully despite recorded totals.
 ****8/15-9/21, Ring pump was non operating, all water reported to the shaft bottom.
 Manufacturer warranty replacement of flow meter along with the improved systems should eliminate the issues that were causing the multiple outages during the quarter.

**Table 1
Pinyon Plain Mine Daily Volume of Water Pumped from Underground Mining Areas During 2021**

Date	Sump Meter Reading	Gallons Pumped (GA/D)	Ring Meter Reading	Gallons Pumped (GA/D)	Total Gallons Pumped	Date	Sump Meter Reading	Gallons Pumped (GA/D)	Ring Meter Reading	Gallons Pumped (GA/D)	Total Gallons Pumped	Date	Sump Meter Reading	Gallons Pumped (GA/D)	Ring Meter Reading	Gallons Pumped (GA/D)	Total Gallons Pumped (GA/D)
Fourth Quarter 2021																	
October 2021						November 2021						December 2021					
10/1/2021	2012087	8162	1307828	11915	20077	11/1/2021	2353600	6814	1601113	8452	15266	12/1/2021	2684050	10340	1956096	11539	21879
10/2/2021	2019164	7077	1319974	12146	19223	11/2/2021	2364753	11153	1613059	11946	23099	12/2/2021	2694403	10353	1967924	11828	22181
10/3/2021	2027403	8239	1332061	12087	20326	11/3/2021	2375770	11017	1625059	12000	23017	12/3/2021	2705041	10638	1979831	11907	22545
10/4/2021	23098109	22531	1332717	656	23187	11/4/2021	2386765	10995	1636930	11871	22866	12/4/2021	2716973	11932	1991775	11944	23876
10/5/2021	23120994	22885	1332717	0	22885	11/5/2021	2398540	11775	1648786	11856	23631	12/5/2021	2727438	10465	2003703	11928	22393
10/6/2021	23143731	22737	1332717	0	22737	11/6/2021	2410516	11976	1660806	12020	23996	12/6/2021	2737792	10354	2015678	11975	22329
10/7/2021	23165900	22169	1333732	1015	23184	11/7/2021	2421901	11385	1672662	11856	23241	12/7/2021	2748086	10294	2027670	11992	22286
10/8/2021	2050031	15045	1342618	8886	23931	11/8/2021	2432848	10947	1684579	11917	22864	12/8/2021	2758441	10355	2039428	11758	22113
10/9/2021	2060725	10694	1354853	12235	22929	11/9/2021	2443846	10998	1696386	11807	22805	12/9/2021	2768838	10397	2051155	11727	22124
10/10/2021	2071676	10951	1367187	12334	23285	11/10/2021	2454876	11030	1708381	11995	23025	12/10/2021	2779560	10722	2063194	12039	22761
10/11/2021	2082777	11101	1379447	12260	23361	11/11/2021	2465730	10854	1720162	11781	22635	12/11/2021	2791509	11949	2075082	11888	23837
10/12/2021	2094594	11817	1391863	12416	24233	11/12/2021	2476629	10899	1731890	11728	22627	12/12/2021	2802132	10623	2087035	11953	22576
10/13/2021	2106488	11894	1404318	12455	24349	11/13/2021	2487474	10845	1743716	11826	22671	12/13/2021	2812534	10402	2099087	12052	22454
10/14/2021	2117713	11225	1416594	12276	23501	11/14/2021	2498372	10898	1755435	11719	22617	12/14/2021	2822881	10347	2110730	11643	21990
10/15/2021	2128558	10845	1428914	12320	23165	11/15/2021	2509389	11017	1767211	11776	22793	12/15/2021	2839181	16300	2115231	4501	20801
10/16/2021	2139153	10595	1441060	12146	22741	11/16/2021	2521311	11922	1779047	11836	23758	12/16/2021	2857621	18440	2121850	6619	25059
10/17/2021	2150035	10882	1453366	12306	23188	11/17/2021	2532912	11601	1790895	11848	23449	12/17/2021	2867938	10317	2133550	11700	22017
10/18/2021	2160984	10949	1465555	12189	23138	11/18/2021	2543628	10716	1802821	11926	22642	12/18/2021	2878576	10638	2145223	11673	22311
10/19/2021	2172047	11063	1477937	12382	23445	11/19/2021	2554151	10523	1814791	11970	22493	12/19/2021	2889203	10627	2156957	11734	22361
10/20/2021	2183038	10991	1490368	12431	23422	11/20/2021	2565065	10914	1826377	11586	22500	12/20/2021	2899822	10619	2168590	11633	22252
10/21/2021- 10/22/2021	** 2209250	26212	** 1518394	28026	54238	11/21/2021	2577484	12419	1837236	10859	23278	12/21/2021	2910483	10661	2180157	11567	22228
10/23/2021	2220254	11004	1530714	12320	23324	11/22/2021	2587920	10436	1848993	11757	22193	12/22/2021	2921562	11079	2191730	11573	22652
10/24/2021	2231333	11079	1543202	12488	23567	11/23/2021	2598408	10488	1861027	12034	22522	12/23/2021	2933517	11955	2203453	11723	23678
10/25/2021	2248704	17371	1547717	4515	21886	11/24/2021	2609004	10596	1873066	12039	22635	12/24/2021	2944810	11293	2215226	11773	23066
10/26/2021	2265691	16987	1547717	0	16987	11/25/2021	2619497	10493	1884902	11836	22329	12/25/2021	2955986	11176	2227081	11855	23031
10/27/2021	2302289	36598	1547833	116	36714	11/26/2021	2630175	10678	1896858	11956	22634	12/26/2021	2966792	10806	2238861	11780	22586
10/28/2021	2309050	6761	1552932	5099	11860	11/27/2021	2642142	11967	1908755	11897	23864	12/27/2021	2977677	10885	2250601	11740	22625
10/29/2021	2320211	11161	1564812	11880	23041	11/28/2021	2652965	10823	1920700	11945	22768	12/28/2021	2988677	11000	2262560	11959	22959
10/30/2021	2331490	11279	1576989	12177	23456	11/29/2021	2663296	10331	1932531	11831	22162	12/29/2021	2999921	11244	2274467	11907	23151
10/31/2021	2346786	15296	1592661	15672	30968	11/30/2021	2673710	10414	1944557	12026	22440	12/30/2021	3011070	11149	2285828	11361	22510
												12/31/2021	3025983	14913	2294941	9113	24026
Total Gallons Pumped for October		425,600		296,748	722,348	Total Gallons Pumped for		326,924		351,896	678,820	Total Gallons Pumped for		352,273		350,384	702,657
												Total for the Quarter			2,103,825		
												Total for the Year			8,261,406		
Daily gallons pumped		13729.03		9,573	23,302	Daily gallons pumped		10897.47		11,730	22,627	Daily gallons pumped		11363.65		11,303	54,051
Hourly gallons pumped		572.04		398.85	970.90	Hourly gallons pumped		454.06		488.74	942.81	Hourly gallons pumped		473.49		470.95	2252.11
GPM for October		9.53		6.65	16.18	GPM for November		7.57		8.15	15.71	GPM for December		18.82		18.72	37.54

10/4-10/7: Backup meter installed and used during testing phase.

**Internet down and daily log not sent out, the pump did not fail and the shaft sump level never went above the alarm height set for the top of the lined sump.

Table 2
Pinyon Plain Mine Non-Stormwater Impoundment Sample Summary

Analytes	Units	Q1 2021	Q2 2021	Q3 2021	Q4 2021
Metals					
Antimony (Total)	mg/L	0.00473	0.00435	0.00417	0.00425
Arsenic (Total)	mg/L	0.174	0.163	0.127	0.164
Barium (Total)	mg/L	0.032	0.022	0.026	0.028
Beryllium (Total)	mg/L	<0.00008	<0.00008	<0.00008	<0.00008
Cadmium (Total)	mg/L	0.000714	0.000343	0.000679	0.000379
Chromium (Total)	mg/L	<0.01	<0.02	<0.02	<0.02
Copper (Total)	mg/L	<0.01	0.01	0.016	0.016
Iron (Total)	mg/L	0.44	0.54	0.458	0.588
Lead (Total)	mg/L	0.00123	0.00075	0.00079	0.00074
Manganese (Total)	mg/L	0.014	0.019	0.027	0.028
Mercury (Total)	mg/L	<0.0002	<0.0002	<0.0002	<0.0002
Nickel (Total)	mg/L	0.319	0.438	0.496	0.457
Selenium (Total)	mg/L	0.00082	0.00094	0.00161	0.001
Thallium (Total)	mg/L	0.00132	0.00149	0.0015	0.00152
Uranium (Dissolved)	mg/L	0.128	0.195	0.208	NA
Uranium (Total)	mg/L	NA	NA	NA	0.233*
Vanadium (Total)	mg/L	<0.01	<0.01	<0.01	<0.01
Zinc (Total)	mg/L	0.348	0.383	0.925	0.464
Radionuclides					
Gross Alpha (Dissolved)	pCi/L	98 (± 12)	220 (± 17)	180 (± 16)	NA
Adjusted Gross Alpha (Total)	pCi/L	NA	NA	NA	240 (±17)*
Radium 226 (Dissolved)	pCi/L	15 (±0.54)	17 (± 0.5)	17 (± 0.51)	NA
Radium 226 (Total)	pCi/L	NA	NA	NA	21.7 (±1.51)*
Radium 228 (Dissolved)	pCi/L	0.61 (±1.1)	0.0 (± 0.79)	1.2 (± 1.2)	NA
Radium 228 (Total)	pCi/L	NA	NA	NA	0.469 J (±0.407)*
Uranium 234 (Dissolved)	pCi/L	90.3(±11)	168 (± 22)	173 (± 21)	NA
Uranium 234 (Total)	pCi/L	NA	NA	NA	153 (±5.50)*
Uranium 235 (Dissolved)	pCi/L	1.91(±1.6)	2.75 (± 1.8)	4.99 (± 2)	NA
Uranium 235 (Total)	pCi/L	NA	NA	NA	8.48 (±1.31)*
Uranium 238 (Dissolved)	pCi/L	38.1(±5.9)	67.3 (± 10)	75 (± 10)	NA
Uranium 238 (Total)	pCi/L	NA	NA	NA	66.3 (±3.63)*
Major Ions					
Alkalinity (Total)	mg/L	201	172	222	177
Calcium	mg/L	87.0	96.3	109.0	103.0
Fluoride	mg/L	0.22	0.24	0.35	0.46
Magnesium	mg/L	53.4	61.5	60.6	60.1
Potassium	mg/L	4.64	6.41	6.41	6.62
Sodium	mg/L	15.3	22.7	25.8	24.6
Sulfate	mg/L	233	334	450	269
Physical Properties					
Conductivity	umhos/cm	836 (f = 955)	992 (f=1082)	1030 (f=1185)	835.2 (f=1010)
pH (field)	S.U.	8.19	7.49	7.58	10.26
TDS	mg/L	576	708	450	296

< - Indicates that the analyte was not detected above the reporting limit.

() - Indicates the error term for the radiological result.

J - Analyte concentration detected at a value between the MDL and PQL. The associated value is an estimated quantity.

NA - Not Analyzed

*Pursuant to negotiations with ADEQ regarding the individual APP, EFRI agreed to begin implementing the new sampling requirements for the sump prior to the final approval and issuance of the individual APP Permit. These samples were analyzed as total recoverable pursuant to that agreement.

ATTACHMENT 1

April 21, 2021

Report to:

Kathy Weinel
Energy Fuels Resources (USA) Inc.
225 Union Blvd. , Suite 600
Lakewood, CO 80228

Bill to:

Accounts Payable
Energy Fuels Resources (USA) Inc.
225 Union Blvd. , Suite 600
Lakewood, CO 80228

Project ID:

ACZ Project ID: L64768

Kathy Weinel:

Enclosed are the analytical results for sample(s) submitted to ACZ Laboratories, Inc. (ACZ) on March 16, 2021. This project has been assigned to ACZ's project number, L64768. Please reference this number in all future inquiries.

All analyses were performed according to ACZ's Quality Assurance Plan. The enclosed results relate only to the samples received under L64768. Each section of this report has been reviewed and approved by the appropriate Laboratory Supervisor, or a qualified substitute.

Except as noted, the test results for the methods and parameters listed on ACZ's current NELAC certificate letter (#ACZ) meet all requirements of NELAC.

This report shall be used or copied only in its entirety. ACZ is not responsible for the consequences arising from the use of a partial report.

All samples and sub-samples associated with this project will be disposed of after May 21, 2021. If the samples are determined to be hazardous, additional charges apply for disposal (typically \$11/sample). If you would like the samples to be held longer than ACZ's stated policy or to be returned, please contact your Project Manager or Customer Service Representative for further details and associated costs. ACZ retains analytical raw data reports for ten years.

If you have any questions or other needs, please contact your Project Manager.



**Max Janicek has reviewed and
approved this report.**



Energy Fuels Resources (USA) Inc.

Project ID:

Sample ID: PP SUMP 2021 Q1

ACZ Sample ID: **L64768-01**

Date Sampled: 03/15/21 12:55

Date Received: 03/16/21

Sample Matrix: Groundwater

Inorganic Prep

Parameter	EPA Method	Dilution	Result	Qual	XQ	Units	MDL	PQL	Date	Analyst
Total Recoverable Digestion	M200.2 ICP								03/22/21 16:17	kja
Total Recoverable Digestion	M200.2 ICP-MS								03/19/21 12:00	cbj

Metals Analysis

Parameter	EPA Method	Dilution	Result	Qual	XQ	Units	MDL	PQL	Date	Analyst
Antimony, total recoverable	M200.8 ICP-MS	1	0.00473			mg/L	0.0004	0.002	03/22/21 11:21	mfm
Arsenic, total recoverable	M200.8 ICP-MS	1	0.174			mg/L	0.0002	0.001	03/22/21 11:21	mfm
Barium, total recoverable	M200.7 ICP	1	0.0324	B		mg/L	0.007	0.035	03/23/21 19:13	jlw
Beryllium, total recoverable	M200.8 ICP-MS	1	<0.00008	U		mg/L	0.00008	0.00025	03/22/21 11:21	mfm
Cadmium, total recoverable	M200.8 ICP-MS	1	0.000714			mg/L	0.00005	0.00025	03/22/21 11:21	mfm
Calcium, total recoverable	M200.7 ICP	1	87.0			mg/L	0.1	0.5	03/23/21 19:13	jlw
Chromium, total recoverable	M200.7 ICP	1	<0.01	U		mg/L	0.01	0.05	03/23/21 19:13	jlw
Copper, total recoverable	M200.7 ICP	1	<0.01	U		mg/L	0.01	0.05	03/23/21 19:13	jlw
Iron, total recoverable	M200.7 ICP	1	0.438			mg/L	0.06	0.15	03/23/21 19:13	jlw
Lead, total recoverable	M200.8 ICP-MS	1	0.00123			mg/L	0.0001	0.0005	03/22/21 11:21	mfm
Magnesium, total recoverable	M200.7 ICP	1	53.4			mg/L	0.2	1	03/23/21 19:13	jlw
Manganese, total recoverable	M200.7 ICP	1	0.014	B		mg/L	0.01	0.05	03/23/21 19:13	jlw
Mercury, total	M245.1 CVAA	1	<0.0002	U		mg/L	0.0002	0.001	03/24/21 11:27	mlh/ ae
Nickel, total recoverable	M200.7 ICP	1	0.319			mg/L	0.008	0.04	03/23/21 19:13	jlw
Potassium, total recoverable	M200.7 ICP	1	4.64			mg/L	0.2	1	03/23/21 19:13	jlw
Selenium, total recoverable	M200.8 ICP-MS	1	0.00082			mg/L	0.0001	0.00025	03/22/21 11:21	mfm
Sodium, total recoverable	M200.7 ICP	1	15.3			mg/L	0.2	1	03/23/21 19:13	jlw
Thallium, total recoverable	M200.8 ICP-MS	1	0.00132			mg/L	0.0001	0.0005	03/22/21 11:21	mfm
Uranium, dissolved	M200.8 ICP-MS	1	0.128			mg/L	0.0001	0.0005	03/24/21 15:59	mfm
Vanadium, total recoverable	M200.7 ICP	1	<0.01	U		mg/L	0.01	0.025	03/23/21 19:13	jlw
Zinc, total recoverable	M200.7 ICP	1	0.348			mg/L	0.02	0.05	03/23/21 19:13	jlw

Energy Fuels Resources (USA) Inc.

Project ID:

Sample ID: PP SUMP 2021 Q1

ACZ Sample ID: **L64768-01**

Date Sampled: 03/15/21 12:55

Date Received: 03/16/21

Sample Matrix: Groundwater

Wet Chemistry

Parameter	EPA Method	Dilution	Result	Qual	XQ	Units	MDL	PQL	Date	Analyst
Alkalinity as CaCO3	SM2320B - Titration									
Bicarbonate as CaCO3		1	201			mg/L	2	20	03/19/21 0:00	eep
Carbonate as CaCO3		1	<2	U		mg/L	2	20	03/19/21 0:00	eep
Hydroxide as CaCO3		1	<2	U		mg/L	2	20	03/19/21 0:00	eep
Total Alkalinity		1	201			mg/L	2	20	03/19/21 0:00	eep
Conductivity @25C	SM2510B	1	836			umhos/cm	1	10	03/19/21 20:36	eep
Fluoride	SM4500F-C	1	0.22	B		mg/L	0.11	0.35	03/19/21 14:03	emk
Residue, Filterable (TDS) @180C	SM2540C	1	576			mg/L	20	40	03/17/21 12:30	scd
Sulfate	D516-02/-07/-11 - Turbidimetric	20	233		*	mg/L	20	100	04/01/21 22:28	syw

Arizona license number: **AZ0102**



Report Header Explanations

<i>Batch</i>	A distinct set of samples analyzed at a specific time
<i>Found</i>	Value of the QC Type of interest
<i>Limit</i>	Upper limit for RPD, in %.
<i>Lower</i>	Lower Recovery Limit, in % (except for LCSS, mg/Kg)
<i>MDL</i>	Method Detection Limit. Same as Minimum Reporting Limit unless omitted or equal to the PQL (see comment #5). Allows for instrument and annual fluctuations.
<i>PCN/SCN</i>	A number assigned to reagents/standards to trace to the manufacturer's certificate of analysis
<i>PQL</i>	Practical Quantitation Limit. Synonymous with the EPA term "minimum level".
<i>QC</i>	True Value of the Control Sample or the amount added to the Spike
<i>Rec</i>	Recovered amount of the true value or spike added, in % (except for LCSS, mg/Kg)
<i>RPD</i>	Relative Percent Difference, calculation used for Duplicate QC Types
<i>Upper</i>	Upper Recovery Limit, in % (except for LCSS, mg/Kg)
<i>Sample</i>	Value of the Sample of interest

QC Sample Types

<i>AS</i>	Analytical Spike (Post Digestion)	<i>LCSWD</i>	Laboratory Control Sample - Water Duplicate
<i>ASD</i>	Analytical Spike (Post Digestion) Duplicate	<i>LFB</i>	Laboratory Fortified Blank
<i>CCB</i>	Continuing Calibration Blank	<i>LFM</i>	Laboratory Fortified Matrix
<i>CCV</i>	Continuing Calibration Verification standard	<i>LFMD</i>	Laboratory Fortified Matrix Duplicate
<i>DUP</i>	Sample Duplicate	<i>LRB</i>	Laboratory Reagent Blank
<i>ICB</i>	Initial Calibration Blank	<i>MS</i>	Matrix Spike
<i>ICV</i>	Initial Calibration Verification standard	<i>MSD</i>	Matrix Spike Duplicate
<i>ICSAB</i>	Inter-element Correction Standard - A plus B solutions	<i>PBS</i>	Prep Blank - Soil
<i>LCSS</i>	Laboratory Control Sample - Soil	<i>PBW</i>	Prep Blank - Water
<i>LCSSD</i>	Laboratory Control Sample - Soil Duplicate	<i>PQV</i>	Practical Quantitation Verification standard
<i>LCSW</i>	Laboratory Control Sample - Water	<i>SDL</i>	Serial Dilution

QC Sample Type Explanations

Blanks	Verifies that there is no or minimal contamination in the prep method or calibration procedure.
Control Samples	Verifies the accuracy of the method, including the prep procedure.
Duplicates	Verifies the precision of the instrument and/or method.
Spikes/Fortified Matrix	Determines sample matrix interferences, if any.
Standard	Verifies the validity of the calibration.

ACZ Qualifiers (Qual)

B	Analyte concentration detected at a value between MDL and PQL. The associated value is an estimated quantity.
H	Analysis exceeded method hold time. pH is a field test with an immediate hold time.
L	Target analyte response was below the laboratory defined negative threshold.
U	The material was analyzed for, but was not detected above the level of the associated value. The associated value is either the sample quantitation limit or the sample detection limit.

Method References

- (1) EPA 600/4-83-020. Methods for Chemical Analysis of Water and Wastes, March 1983.
- (2) EPA 600/R-93-100. Methods for the Determination of Inorganic Substances in Environmental Samples, August 1993.
- (3) EPA 600/R-94-111. Methods for the Determination of Metals in Environmental Samples - Supplement I, May 1994.
- (4) EPA SW-846. Test Methods for Evaluating Solid Waste.
- (5) Standard Methods for the Examination of Water and Wastewater.

Comments

- (1) QC results calculated from raw data. Results may vary slightly if the rounded values are used in the calculations.
- (2) Soil, Sludge, and Plant matrices for Inorganic analyses are reported on a dry weight basis.
- (3) Animal matrices for Inorganic analyses are reported on an "as received" basis.
- (4) An asterisk in the "XQ" column indicates there is an extended qualifier and/or certification qualifier associated with the result.
- (5) If the MDL equals the PQL or the MDL column is omitted, the PQL is the reporting limit.

For a complete list of ACZ's Extended Qualifiers, please click:

<https://acz.com/wp-content/uploads/2019/04/Ext-Qual-List.pdf>

Energy Fuels Resources (USA) Inc.

ACZ Project ID: **L64768**

NOTE: If the Rec% column is null, the high/low limits are in the same units as the result. If the Rec% column is not null, then the high/low limits are in % Rec.

Alkalinity as CaCO3 SM2320B - Titration

ACZ ID	Type	Analyzed	PCN/SCN	QC	Sample	Found	Units	Rec%	Lower	Upper	RPD	Limit	Qual
WG516164													
WG516164PBW1	PBW	03/19/21 19:02				2.2	mg/L		-20	20			
WG516164LCSW3	LCSW	03/19/21 19:21	WC210305-1	820.0001		792	mg/L	97	90	110			
L64768-01DUP	DUP	03/19/21 20:45			201	202	mg/L				0	20	
WG516164LCSW6	LCSW	03/19/21 22:38	WC210305-1	820.0001		782.5	mg/L	95	90	110			
WG516164PBW2	PBW	03/19/21 22:45				6.3	mg/L		-20	20			
WG516164LCSW9	LCSW	03/20/21 2:04	WC210305-1	820.0001		799.2	mg/L	97	90	110			
WG516164PBW3	PBW	03/20/21 2:12				7.6	mg/L		-20	20			
WG516164LCSW15	LCSW	03/20/21 6:54	WC210305-1	820.0001		801.7	mg/L	98	90	110			

Antimony, total recoverable M200.8 ICP-MS

ACZ ID	Type	Analyzed	PCN/SCN	QC	Sample	Found	Units	Rec%	Lower	Upper	RPD	Limit	Qual
WG516210													
WG516210ICV	ICV	03/22/21 11:06	MS210115-2	.0201		.01873	mg/L	93	90	110			
WG516210ICB	ICB	03/22/21 11:09				.0004	mg/L		-0.0012	0.0012			
WG516117LRB	LRB	03/22/21 11:12				U	mg/L		-0.00088	0.00088			
WG516117LFB	LFB	03/22/21 11:15	MS210312-6	.01		.0114	mg/L	114	85	115			
L64768-01LFM	LFM	03/22/21 11:24	MS210312-6	.01	.00473	.01619	mg/L	115	70	130			
L64768-01LFMD	LFMD	03/22/21 11:27	MS210312-6	.01	.00473	.01603	mg/L	113	70	130	1	20	

Arsenic, total recoverable M200.8 ICP-MS

ACZ ID	Type	Analyzed	PCN/SCN	QC	Sample	Found	Units	Rec%	Lower	Upper	RPD	Limit	Qual
WG516210													
WG516210ICV	ICV	03/22/21 11:06	MS210115-2	.05		.04755	mg/L	95	90	110			
WG516210ICB	ICB	03/22/21 11:09				U	mg/L		-0.0006	0.0006			
WG516117LRB	LRB	03/22/21 11:12				U	mg/L		-0.00044	0.00044			
WG516117LFB	LFB	03/22/21 11:15	MS210312-6	.05005		.0494	mg/L	99	85	115			
L64768-01LFM	LFM	03/22/21 11:24	MS210312-6	.05005	.174	.2191	mg/L	90	70	130			
L64768-01LFMD	LFMD	03/22/21 11:27	MS210312-6	.05005	.174	.217	mg/L	86	70	130	1	20	

Barium, total recoverable M200.7 ICP

ACZ ID	Type	Analyzed	PCN/SCN	QC	Sample	Found	Units	Rec%	Lower	Upper	RPD	Limit	Qual
WG516283													
WG516283ICV	ICV	03/23/21 18:38	II210317-1	2		1.9608	mg/L	98	95	105			
WG516283ICB	ICB	03/23/21 18:44				U	mg/L		-0.021	0.021			
WG516211LRB	LRB	03/23/21 18:57				U	mg/L		-0.0154	0.0154			
WG516211LFB	LFB	03/23/21 19:00	II210319-2	.5		.4701	mg/L	94	85	115			
L64786-01LFM	LFM	03/23/21 19:20	II210319-2	.5	.0169	.4887	mg/L	94	70	130			
L64786-01LFMD	LFMD	03/23/21 19:23	II210319-2	.5	.0169	.5066	mg/L	98	70	130	4	20	

Beryllium, total recoverable M200.8 ICP-MS

ACZ ID	Type	Analyzed	PCN/SCN	QC	Sample	Found	Units	Rec%	Lower	Upper	RPD	Limit	Qual
WG516210													
WG516210ICV	ICV	03/22/21 11:06	MS210115-2	.05		.04619	mg/L	92	90	110			
WG516210ICB	ICB	03/22/21 11:09				.000093	mg/L		-0.00024	0.00024			
WG516117LRB	LRB	03/22/21 11:12				U	mg/L		-0.000176	0.000176			
WG516117LFB	LFB	03/22/21 11:15	MS210312-6	.05005		.04862	mg/L	97	85	115			
L64768-01LFM	LFM	03/22/21 11:24	MS210312-6	.05005	U	.04671	mg/L	93	70	130			
L64768-01LFMD	LFMD	03/22/21 11:27	MS210312-6	.05005	U	.04628	mg/L	92	70	130	1	20	

Energy Fuels Resources (USA) Inc.

ACZ Project ID: **L64768**

NOTE: If the Rec% column is null, the high/low limits are in the same units as the result. If the Rec% column is not null, then the high/low limits are in % Rec.

Cadmium, total recoverable M200.8 ICP-MS

ACZ ID	Type	Analyzed	PCN/SCN	QC	Sample	Found	Units	Rec%	Lower	Upper	RPD	Limit	Qual
WG516210													
WG516210ICV	ICV	03/22/21 11:06	MS210115-2	.05		.04871	mg/L	97	90	110			
WG516210ICB	ICB	03/22/21 11:09				U	mg/L		-0.00015	0.00015			
WG516117LRB	LRB	03/22/21 11:12				U	mg/L		-0.00011	0.00011			
WG516117LFB	LFB	03/22/21 11:15	MS210312-6	.05005		.0485	mg/L	97	85	115			
L64768-01LFM	LFM	03/22/21 11:24	MS210312-6	.05005	.000714	.04833	mg/L	95	70	130			
L64768-01LFMD	LFMD	03/22/21 11:27	MS210312-6	.05005	.000714	.04786	mg/L	94	70	130	1	20	

Calcium, total recoverable M200.7 ICP

ACZ ID	Type	Analyzed	PCN/SCN	QC	Sample	Found	Units	Rec%	Lower	Upper	RPD	Limit	Qual
WG516283													
WG516283ICV	ICV	03/23/21 18:38	II210317-1	100		97.61	mg/L	98	95	105			
WG516283ICB	ICB	03/23/21 18:44				U	mg/L		-0.3	0.3			
WG516211LRB	LRB	03/23/21 18:57				U	mg/L		-0.22	0.22			
WG516211LFB	LFB	03/23/21 19:00	II210319-2	68.00934		65.49	mg/L	96	85	115			
L64786-01LFM	LFM	03/23/21 19:20	II210319-2	68.00934	239	296.7	mg/L	85	70	130			
L64786-01LFMD	LFMD	03/23/21 19:23	II210319-2	68.00934	239	303.2	mg/L	94	70	130	2	20	

Chromium, total recoverable M200.7 ICP

ACZ ID	Type	Analyzed	PCN/SCN	QC	Sample	Found	Units	Rec%	Lower	Upper	RPD	Limit	Qual
WG516283													
WG516283ICV	ICV	03/23/21 18:38	II210317-1	2		1.961	mg/L	98	95	105			
WG516283ICB	ICB	03/23/21 18:44				U	mg/L		-0.03	0.03			
WG516211LRB	LRB	03/23/21 18:57				U	mg/L		-0.022	0.022			
WG516211LFB	LFB	03/23/21 19:00	II210319-2	.502		.483	mg/L	96	85	115			
L64786-01LFM	LFM	03/23/21 19:20	II210319-2	.502	U	.474	mg/L	94	70	130			
L64786-01LFMD	LFMD	03/23/21 19:23	II210319-2	.502	U	.494	mg/L	98	70	130	4	20	

Conductivity @25C SM2510B

ACZ ID	Type	Analyzed	PCN/SCN	QC	Sample	Found	Units	Rec%	Lower	Upper	RPD	Limit	Qual
WG516164													
WG516164LCSW2	LCSW	03/19/21 19:09	PCN63121	1410		1451	umhos/cm	103	90	110			
L64768-01DUP	DUP	03/19/21 20:45			836	838	umhos/cm				0	20	
WG516164LCSW5	LCSW	03/19/21 22:26	PCN63121	1410		1436	umhos/cm	102	90	110			
WG516164LCSW8	LCSW	03/20/21 1:51	PCN63121	1410		1430	umhos/cm	101	90	110			
WG516164LCSW11	LCSW	03/20/21 5:20	PCN63121	1410		1405	umhos/cm	100	90	110			
WG516164LCSW14	LCSW	03/20/21 6:40	PCN63121	1410		1394	umhos/cm	99	90	110			

Copper, total recoverable M200.7 ICP

ACZ ID	Type	Analyzed	PCN/SCN	QC	Sample	Found	Units	Rec%	Lower	Upper	RPD	Limit	Qual
WG516283													
WG516283ICV	ICV	03/23/21 18:38	II210317-1	2		1.925	mg/L	96	95	105			
WG516283ICB	ICB	03/23/21 18:44				U	mg/L		-0.03	0.03			
WG516211LRB	LRB	03/23/21 18:57				U	mg/L		-0.022	0.022			
WG516211LFB	LFB	03/23/21 19:00	II210319-2	.5015		.471	mg/L	94	85	115			
L64786-01LFM	LFM	03/23/21 19:20	II210319-2	.5015	U	.476	mg/L	95	70	130			
L64786-01LFMD	LFMD	03/23/21 19:23	II210319-2	.5015	U	.494	mg/L	99	70	130	4	20	

Energy Fuels Resources (USA) Inc.

ACZ Project ID: **L64768**

NOTE: If the Rec% column is null, the high/low limits are in the same units as the result. If the Rec% column is not null, then the high/low limits are in % Rec.

Fluoride SM4500F-C

ACZ ID	Type	Analyzed	PCN/SCN	QC	Sample	Found	Units	Rec%	Lower	Upper	RPD	Limit	Qual
WG516126													
WG516126ICV	ICV	03/19/21 11:37	WC210226-7	2.002		2	mg/L	100	90	110			
WG516126ICB	ICB	03/19/21 11:45				U	mg/L		-0.22	0.22			
WG516126LFB1	LFB	03/19/21 11:54	WC201221-2	5.015		4.95	mg/L	99	90	110			
L64767-02AS	AS	03/19/21 13:24	WC201221-2	5.015	1.03	6.06	mg/L	100	90	110			
L64767-02ASD	ASD	03/19/21 13:28	WC201221-2	5.015	1.03	5.97	mg/L	99	90	110	1	20	
WG516126LFB2	LFB	03/19/21 14:25	WC201221-2	5.015		4.93	mg/L	98	90	110			

Iron, total recoverable M200.7 ICP

ACZ ID	Type	Analyzed	PCN/SCN	QC	Sample	Found	Units	Rec%	Lower	Upper	RPD	Limit	Qual
WG516283													
WG516283ICV	ICV	03/23/21 18:38	II210317-1	2		1.93	mg/L	97	95	105			
WG516283ICB	ICB	03/23/21 18:44				U	mg/L		-0.18	0.18			
WG516211LRB	LRB	03/23/21 18:57				U	mg/L		-0.132	0.132			
WG516211LFB	LFB	03/23/21 19:00	II210319-2	1.0018		.958	mg/L	96	85	115			
L64786-01LFM	LFM	03/23/21 19:20	II210319-2	1.0018	6	6.831	mg/L	83	70	130			
L64786-01LFMD	LFMD	03/23/21 19:23	II210319-2	1.0018	6	6.963	mg/L	96	70	130	2	20	

Lead, total recoverable M200.8 ICP-MS

ACZ ID	Type	Analyzed	PCN/SCN	QC	Sample	Found	Units	Rec%	Lower	Upper	RPD	Limit	Qual
WG516210													
WG516210ICV	ICV	03/22/21 11:06	MS210115-2	.05		.0472	mg/L	94	90	110			
WG516210ICB	ICB	03/22/21 11:09				.00011	mg/L		-0.0003	0.0003			
WG516117LRB	LRB	03/22/21 11:12				U	mg/L		-0.00022	0.00022			
WG516117LFB	LFB	03/22/21 11:15	MS210312-6	.05005		.0471	mg/L	94	85	115			
L64768-01LFM	LFM	03/22/21 11:24	MS210312-6	.05005	.00123	.04936	mg/L	96	70	130			
L64768-01LFMD	LFMD	03/22/21 11:27	MS210312-6	.05005	.00123	.04949	mg/L	96	70	130	0	20	

Magnesium, total recoverable M200.7 ICP

ACZ ID	Type	Analyzed	PCN/SCN	QC	Sample	Found	Units	Rec%	Lower	Upper	RPD	Limit	Qual
WG516283													
WG516283ICV	ICV	03/23/21 18:38	II210317-1	100		97.19	mg/L	97	95	105			
WG516283ICB	ICB	03/23/21 18:44				U	mg/L		-0.6	0.6			
WG516211LRB	LRB	03/23/21 18:57				U	mg/L		-0.44	0.44			
WG516211LFB	LFB	03/23/21 19:00	II210319-2	50.00226		47.06	mg/L	94	85	115			
L64786-01LFM	LFM	03/23/21 19:20	II210319-2	50.00226	108	153.3	mg/L	91	70	130			
L64786-01LFMD	LFMD	03/23/21 19:23	II210319-2	50.00226	108	157.4	mg/L	99	70	130	3	20	

Manganese, total recoverable M200.7 ICP

ACZ ID	Type	Analyzed	PCN/SCN	QC	Sample	Found	Units	Rec%	Lower	Upper	RPD	Limit	Qual
WG516283													
WG516283ICV	ICV	03/23/21 18:38	II210317-1	2		1.916	mg/L	96	95	105			
WG516283ICB	ICB	03/23/21 18:44				U	mg/L		-0.03	0.03			
WG516211LRB	LRB	03/23/21 18:57				U	mg/L		-0.022	0.022			
WG516211LFB	LFB	03/23/21 19:00	II210319-2	.5005		.453	mg/L	91	85	115			
L64786-01LFM	LFM	03/23/21 19:20	II210319-2	.5005	1.18	1.587	mg/L	81	70	130			
L64786-01LFMD	LFMD	03/23/21 19:23	II210319-2	.5005	1.18	1.623	mg/L	89	70	130	2	20	

Energy Fuels Resources (USA) Inc.

ACZ Project ID: **L64768**

NOTE: If the Rec% column is null, the high/low limits are in the same units as the result. If the Rec% column is not null, then the high/low limits are in % Rec.

Mercury, total M245.1 CVAA

ACZ ID	Type	Analyzed	PCN/SCN	QC	Sample	Found	Units	Rec%	Lower	Upper	RPD	Limit	Qual
WG516315													
WG516315ICV1	ICV	03/24/21 11:22	HG210316-2	.005		.00494	mg/L	99	95	105			
WG516315ICB	ICB	03/24/21 11:23				U	mg/L		-0.0002	0.0002			
WG516315LRB	LRB	03/24/21 11:25				U	mg/L		-0.00044	0.00044			
WG516315LFB	LFB	03/24/21 11:26	HG210315-3	.002002		.00196	mg/L	98	85	115			
L64841-01LFM	LFM	03/24/21 11:30	HG210315-3	.002002	U	.00195	mg/L	97	85	115			
L64841-01LFMD	LFMD	03/24/21 11:31	HG210315-3	.002002	U	.00202	mg/L	101	85	115	4	20	

Nickel, total recoverable M200.7 ICP

ACZ ID	Type	Analyzed	PCN/SCN	QC	Sample	Found	Units	Rec%	Lower	Upper	RPD	Limit	Qual
WG516283													
WG516283ICV	ICV	03/23/21 18:38	II210317-1	2		1.942	mg/L	97	95	105			
WG516283ICB	ICB	03/23/21 18:44				U	mg/L		-0.024	0.024			
WG516211LRB	LRB	03/23/21 18:57				U	mg/L		-0.0176	0.0176			
WG516211LFB	LFB	03/23/21 19:00	II210319-2	.502		.4717	mg/L	94	85	115			
L64786-01LFM	LFM	03/23/21 19:20	II210319-2	.502	.0172	.4857	mg/L	93	70	130			
L64786-01LFMD	LFMD	03/23/21 19:23	II210319-2	.502	.0172	.5	mg/L	96	70	130	3	20	

Potassium, total recoverable M200.7 ICP

ACZ ID	Type	Analyzed	PCN/SCN	QC	Sample	Found	Units	Rec%	Lower	Upper	RPD	Limit	Qual
WG516283													
WG516283ICV	ICV	03/23/21 18:38	II210317-1	20		19.59	mg/L	98	95	105			
WG516283ICB	ICB	03/23/21 18:44				U	mg/L		-0.6	0.6			
WG516211LRB	LRB	03/23/21 18:57				U	mg/L		-0.44	0.44			
WG516211LFB	LFB	03/23/21 19:00	II210319-2	99.97791		94.4	mg/L	94	85	115			
L64786-01LFM	LFM	03/23/21 19:20	II210319-2	99.97791	16.2	113.6	mg/L	97	70	130			
L64786-01LFMD	LFMD	03/23/21 19:23	II210319-2	99.97791	16.2	117.1	mg/L	101	70	130	3	20	

Residue, Filterable (TDS) @180C SM2540C

ACZ ID	Type	Analyzed	PCN/SCN	QC	Sample	Found	Units	Rec%	Lower	Upper	RPD	Limit	Qual
WG515976													
WG515976PBW	PBW	03/17/21 11:55				U	mg/L		-20	20			
WG515976LCSW	LCSW	03/17/21 11:56	PCN62902	1000		986	mg/L	99	80	120			
L64780-02DUP	DUP	03/17/21 12:39			930	932	mg/L				0	10	

Selenium, total recoverable M200.8 ICP-MS

ACZ ID	Type	Analyzed	PCN/SCN	QC	Sample	Found	Units	Rec%	Lower	Upper	RPD	Limit	Qual
WG516210													
WG516210ICV	ICV	03/22/21 11:06	MS210115-2	.05		.04784	mg/L	96	90	110			
WG516210ICB	ICB	03/22/21 11:09				.00014	mg/L		-0.0003	0.0003			
WG516117LRB	LRB	03/22/21 11:12				.00012	mg/L		-0.00022	0.00022			
WG516117LFB	LFB	03/22/21 11:15	MS210312-6	.05		.04864	mg/L	97	85	115			
L64768-01LFM	LFM	03/22/21 11:24	MS210312-6	.05	.00082	.04609	mg/L	91	70	130			
L64768-01LFMD	LFMD	03/22/21 11:27	MS210312-6	.05	.00082	.04614	mg/L	91	70	130	0	20	

Energy Fuels Resources (USA) Inc.

ACZ Project ID: **L64768**

NOTE: If the Rec% column is null, the high/low limits are in the same units as the result. If the Rec% column is not null, then the high/low limits are in % Rec.

Sodium, total recoverable M200.7 ICP

ACZ ID	Type	Analyzed	PCN/SCN	QC	Sample	Found	Units	Rec%	Lower	Upper	RPD	Limit	Qual
WG516283													
WG516283ICV	ICV	03/23/21 18:38	II210317-1	100		96.29	mg/L	96	95	105			
WG516283ICB	ICB	03/23/21 18:44				U	mg/L		-0.6	0.6			
WG516211LRB	LRB	03/23/21 18:57				U	mg/L		-0.44	0.44			
WG516211LFB	LFB	03/23/21 19:00	II210319-2	100.0235		92.37	mg/L	92	85	115			
L64786-01LFM	LFM	03/23/21 19:20	II210319-2	100.0235	64.4	156.5	mg/L	92	70	130			
L64786-01LFMD	LFMD	03/23/21 19:23	II210319-2	100.0235	64.4	162	mg/L	98	70	130	3	20	

Sulfate D516-02/-07/-11 - Turbidimetric

ACZ ID	Type	Analyzed	PCN/SCN	QC	Sample	Found	Units	Rec%	Lower	Upper	RPD	Limit	Qual
WG516819													
WG516819ICB	ICB	04/01/21 10:52				U	mg/L		-3	3			
WG516819ICV	ICV	04/01/21 10:52	WI210331-8	20		19.6	mg/L	98	90	110			
WG516819LFB	LFB	04/01/21 21:55	WI210105-3	10		10.3	mg/L	103	90	110			
L64854-05DUP	DUP	04/01/21 21:59			24.9	24.3	mg/L				2	20	
L64855-01AS	AS	04/01/21 22:28	SO4TURB5X	10	130	161.2	mg/L	312	90	110			M3

Thallium, total recoverable M200.8 ICP-MS

ACZ ID	Type	Analyzed	PCN/SCN	QC	Sample	Found	Units	Rec%	Lower	Upper	RPD	Limit	Qual
WG516210													
WG516210ICV	ICV	03/22/21 11:06	MS210115-2	.05		.04574	mg/L	91	90	110			
WG516210ICB	ICB	03/22/21 11:09				U	mg/L		-0.0003	0.0003			
WG516117LRB	LRB	03/22/21 11:12				U	mg/L		-0.00022	0.00022			
WG516117LFB	LFB	03/22/21 11:15	MS210312-6	.05		.04398	mg/L	88	85	115			
L64768-01LFM	LFM	03/22/21 11:24	MS210312-6	.05	.00132	.04675	mg/L	91	70	130			
L64768-01LFMD	LFMD	03/22/21 11:27	MS210312-6	.05	.00132	.04669	mg/L	91	70	130	0	20	

Uranium, dissolved M200.8 ICP-MS

ACZ ID	Type	Analyzed	PCN/SCN	QC	Sample	Found	Units	Rec%	Lower	Upper	RPD	Limit	Qual
WG516393													
WG516393ICV	ICV	03/24/21 15:28	MS210115-2	.05		.04835	mg/L	97	90	110			
WG516393ICB	ICB	03/24/21 15:30				U	mg/L		-0.00022	0.00022			
WG516393LFB	LFB	03/24/21 15:32	MS210312-6	.05		.04571	mg/L	91	85	115			
L64811-03AS	AS	03/24/21 16:06	MS210312-6	.05	U	.04712	mg/L	94	70	130			
L64811-03ASD	ASD	03/24/21 16:08	MS210312-6	.05	U	.04541	mg/L	91	70	130	4	20	

Vanadium, total recoverable M200.7 ICP

ACZ ID	Type	Analyzed	PCN/SCN	QC	Sample	Found	Units	Rec%	Lower	Upper	RPD	Limit	Qual
WG516283													
WG516283ICV	ICV	03/23/21 18:38	II210317-1	2		1.961	mg/L	98	95	105			
WG516283ICB	ICB	03/23/21 18:44				U	mg/L		-0.015	0.015			
WG516211LRB	LRB	03/23/21 18:57				U	mg/L		-0.022	0.022			
WG516211LFB	LFB	03/23/21 19:00	II210319-2	.5005		.479	mg/L	96	85	115			
L64786-01LFM	LFM	03/23/21 19:20	II210319-2	.5005	U	.4784	mg/L	96	70	130			
L64786-01LFMD	LFMD	03/23/21 19:23	II210319-2	.5005	U	.495	mg/L	99	70	130	3	20	

Energy Fuels Resources (USA) Inc.

ACZ Project ID: **L64768**

NOTE: If the Rec% column is null, the high/low limits are in the same units as the result. If the Rec% column is not null, then the high/low limits are in % Rec.

Zinc, total recoverable

M200.7 ICP

ACZ ID	Type	Analyzed	PCN/SCN	QC	Sample	Found	Units	Rec%	Lower	Upper	RPD	Limit	Qual
WG516283													
WG516283ICV	ICV	03/23/21 18:38	II210317-1	2		1.946	mg/L	97	95	105			
WG516283ICB	ICB	03/23/21 18:44				U	mg/L		-0.06	0.06			
WG516211LRB	LRB	03/23/21 18:57				U	mg/L		-0.044	0.044			
WG516211LFB	LFB	03/23/21 19:00	II210319-2	.50075		.471	mg/L	94	85	115			
L64786-01LFM	LFM	03/23/21 19:20	II210319-2	.50075	.035	.506	mg/L	94	70	130			
L64786-01LFMD	LFMD	03/23/21 19:23	II210319-2	.50075	.035	.524	mg/L	98	70	130	3	20	

Energy Fuels Resources (USA) Inc.ACZ Project ID: **L64768**

ACZ ID	WORKNUM	PARAMETER	METHOD	QUAL	DESCRIPTION
L64768-01	WG516819	Sulfate	D516-02/07/11 - Turbidimetric	M3	The spike recovery value is unusable since the analyte concentration in the sample is disproportionate to the spike level. The recovery of the associated control sample (LCS or LFB) was acceptable.

Energy Fuels Resources (USA) Inc.

Project ID:
 Sample ID: PP SUMP 2021 Q1
 Locator:

ACZ Sample ID: **L64768-01**
 Date Sampled: 03/15/21 12:55
 Date Received: 03/16/21
 Sample Matrix: Groundwater

Gross Alpha Dissolved, corrected
 Calculation

Prep Method:

Parameter	Measure Date	Prep Date	Result	Error(+/-)	LLD	Units	XQ	Analyst
Gross Alpha Dissolved, corrected	04/21/21 14:51		-30			pCi/L		calc

Gross Alpha, dissolved
 M900.0

Prep Method:

Parameter	Measure Date	Prep Date	Result	Error(+/-)	LLD	Units	XQ	Analyst
Gross Alpha, dissolved	03/29/21 0:27		98	12	22	pCi/L		fdw

Radium 226, dissolved
 M903.1

Prep Method:

Parameter	Measure Date	Prep Date	Result	Error(+/-)	LLD	Units	XQ	Analyst
Radium 226, dissolved	04/07/21 0:23		15	0.54	0.2	pCi/L		amk

Radium 228, dissolved
 M904.0

Prep Method:

Parameter	Measure Date	Prep Date	Result	Error(+/-)	LLD	Units	XQ	Analyst
Radium 228, dissolved	04/07/21 13:29		0.61	1.1	2.7	pCi/L	*	cer

Uranium, Isotopic Dissolved
 Eichrom ACW03

Prep Method:

Parameter	Measure Date	Prep Date	Result	Error(+/-)	LLD	Units	XQ	Analyst
Uranium 234, dissolved	04/19/21 17:13		90.3	11	1.9	pCi/L	*	amk
Uranium 235, dissolved	04/19/21 17:13		1.91	1.6	2.4	pCi/L	*	amk
Uranium 238, dissolved	04/19/21 17:13		38.1	5.9	2.3	pCi/L	*	amk

Arizona license number: **AZ0102**

Report Header Explanations

<i>Batch</i>	A distinct set of samples analyzed at a specific time
<i>Error(+/-)</i>	Calculated sample specific uncertainty
<i>Found</i>	Value of the QC Type of interest
<i>Limit</i>	Upper limit for RPD, in %.
<i>LCL</i>	Lower Control Limit, in % (except for LCSS, mg/Kg)
<i>LLD</i>	Calculated sample specific Lower Limit of Detection
<i>PCN/SCN</i>	A number assigned to reagents/standards to trace to the manufacturer's certificate of analysis
<i>PQL</i>	Practical Quantitation Limit
<i>QC</i>	True Value of the Control Sample or the amount added to the Spike
<i>Rec</i>	Amount of the true value or spike added recovered, in % (except for LCSS, mg/Kg)
<i>RER</i>	Relative Error Ratio, calculation used for Dup. QC taking into account the error factor.
<i>RPD</i>	Relative Percent Difference, calculation used for Duplicate QC Types
<i>UCL</i>	Upper Control Limit, in % (except for LCSS, mg/Kg)
<i>Sample</i>	Value of the Sample of interest

QC Sample Types

<i>DUP</i>	Sample Duplicate	<i>MS/MSD</i>	Matrix Spike/Matrix Spike Duplicate
<i>LCSS</i>	Laboratory Control Sample - Soil	<i>PBS</i>	Prep Blank - Soil
<i>LCSW</i>	Laboratory Control Sample - Water	<i>PBW</i>	Prep Blank - Water

QC Sample Type Explanations

Blanks	Verifies that there is no or minimal contamination in the prep method procedure.
Control Samples	Verifies the accuracy of the method, including the prep procedure.
Duplicates	Verifies the precision of the instrument and/or method.
Matrix Spikes	Determines sample matrix interferences, if any.

ACZ Qualifiers (Qual)

H	Analysis exceeded method hold time.
---	-------------------------------------

Method Prefix Reference

M	EPA methodology, including those under SDWA, CWA, and RCRA
SM	Standard Methods for the Examination of Water and Wastewater.
D	ASTM
RP	DOE
ESM	DOE/ESM

Comments

- (1) Solid matrices are reported on a dry weight basis.
- (2) Preparation method: "Method" indicates preparation defined in analytical method.
- (3) QC results calculated from raw data. Results may vary slightly if the rounded values are used in the calculations.
- (4) An asterisk in the "XQ" column indicates there is an extended qualifier and/or certification qualifier associated with the result.

For a complete list of ACZ's Extended Qualifiers, please click:

<https://acz.com/wp-content/uploads/2019/04/Ext-Qual-List.pdf>

Energy Fuels Resources (USA) Inc.

ACZ Project ID: L64768

NOTE: If the Rec% column is null, the high/low limits are in the same units as the result. If the Rec% column is not null, then the high/low limits are in % Rec.

Gross Alpha, dissolved M900.0

Units: pCi/L

ACZ ID	Type	Analyzed	PCN/SCN	QC	Sample	Error	LLD	Found	Error	LLD	Rec%	Lower	Upper	RPD/RER	Limit	Qual
WG516135																
WG516135PBW	PBW	03/29/21				0.57	0.83	.05	0.57	0.83			1.66			
WG516135LCSWA	LCSW	03/29/21	PCN62436	66.67		5.9	0.95	71	5.9	0.95	107	67	144			
L64636-01MSA	MS	03/29/21	PCN62436	181.82	3.8	3.8	3.8	130	18	3.7	69	67	144			
L64636-01DUP	DUP-RER	03/29/21			3.8	3.8	3.8	8.4	5.4	4.3				0.7	2	
L64636-01DUP	DUP-RPD	03/29/21			3.8	3.8	3.8	8.4	5.4	4.3				75	20	RG
L64815-01DUP	DUP-RPD	03/29/21			18	4.2	1.6	18	4	1.4				0	20	

Radium 226, dissolved M903.1

Units: pCi/L

ACZ ID	Type	Analyzed	PCN/SCN	QC	Sample	Error	LLD	Found	Error	LLD	Rec%	Lower	Upper	RPD/RER	Limit	Qual
WG516588																
WG516588PBW	PBW	04/07/21				0.05	0.05	.03	0.05	0.05			0.1			
WG516588LCSW	LCSW	04/07/21	PCN62879	20		0.48	0.07	18	0.48	0.07	90	43	148			
L64634-01DUP	DUP-RPD	04/07/21			0.04	0.09	0.12	.21	0.14	0.13				136	20	RG
L64634-01DUP	DUP-RER	04/07/21			0.04	0.09	0.12	.21	0.14	0.13				1.02	2	
L64768-01MS	MS	04/07/21	PCN62879	20	15	0.54	0.2	34	0.77	0.28	95	43	148			
L64888-01DUP	DUP-RPD	04/07/21			1.7	0.17	0.06	1.9	0.19	0.08				11	20	

Radium 228, dissolved M904.0

Units: pCi/L

ACZ ID	Type	Analyzed	PCN/SCN	QC	Sample	Error	LLD	Found	Error	LLD	Rec%	Lower	Upper	RPD/RER	Limit	Qual
WG516616																
L64758-01DUP	DUP-RPD	04/07/21			1.7	1.1	2.9	2	1.4	3.3				16	20	
WG516616LCSW	LCSW	04/07/21	PCN61541	9.06		1.4	1	11	1.4	1	121	47	123			
WG516616PBW	PBW	04/07/21				0.6	0.63	.13	0.6	0.63				1.26		
L64890-01DUP	DUP-RPD	04/07/21			0.35	0.71	1.8	.48	0.72	1.8				31	20	RG
L64891-01MS	MS	04/07/21	PCN61541	9.06	0.21	0.74	2.1	13	1.6	2.7	141	47	123			M1
L64890-01DUP	DUP-RER	04/07/21			0.35	0.71	1.8	.48	0.72	1.8				0.13	2	

Energy Fuels Resources (USA) Inc.

ACZ Project ID: **L64768**

NOTE: If the Rec% column is null, the high/low limits are in the same units as the result. If the Rec% column is not null, then the high/low limits are in % Rec.

U-232

Eichrom ACW03

Units: %

ACZ ID	Type	Analyzed	PCN/SCN	QC	Sample	Error	LLD	Found	Error	LLD	Rec%	Lower	Upper	RPD/RER	Limit	Qual
WG517214																
WG517214PBW	PBW	04/19/21					30	74	130	30			60			
L64768-01DUP	DUP-RER	04/19/21			68	130	30	68	130	30				0	20	
L64768-01DUP	DUP-RPD	04/19/21			68	130	30	68	130	30					20	
L64768-01DUP	DUP-RPD	04/19/21			68	130	30	68	130	30					20	
L65058-02DUP	DUP-RER	04/20/21			74	130	30	71	130	30					20	
L65058-02DUP	DUP-RPD	04/20/21			74	130	30	71	130	30					20	
L65058-02DUP	DUP-RPD	04/20/21			74	130	30	71	130	30				4	20	
L64870-01MS	MS	04/20/21	RC201222-11		66	130	30	54	130	30						
WG517214LCSW	LCSW	04/20/21	RC201222-11			130	30	51	130	30						

U-234

Eichrom ACW03

Units: pCi/L

ACZ ID	Type	Analyzed	PCN/SCN	QC	Sample	Error	LLD	Found	Error	LLD	Rec%	Lower	Upper	RPD/RER	Limit	Qual
WG517214																
WG517214PBW	PBW	04/19/21					2.1	115	1.1	2.1			4.2			
L64768-01DUP	DUP-RPD	04/19/21			90.3	11	1.9	100	12	1.5				10	20	
L65058-02DUP	DUP-RPD	04/20/21			34.9	5.8	3.2	33.8	5.6	2.9				3	20	
L64870-01MS	MS	04/20/21	RC201222-11	98	1.26	1.5	2.4	93.3	13	2.8	94	77	122			
WG517214LCSW	LCSW	04/20/21	RC201222-11	98		11	2.8	77.7	11	2.8	79	77	122			

Energy Fuels Resources (USA) Inc.

 ACZ Project ID: **L64768**

NOTE: If the Rec% column is null, the high/low limits are in the same units as the result. If the Rec% column is not null, then the high/low limits are in % Rec.

U-235

Eichrom ACW03

Units: pCi/L

ACZ ID	Type	Analyzed	PCN/SCN	QC	Sample	Error	LLD	Found	Error	LLD	Rec%	Lower	Upper	RPD/RER	Limit	Qual
WG517214																
WG517214PBW	PBW	04/19/21						-0.141	0.92	2			4			
L64768-01DUP	DUP-RPD	04/19/21			1.91	1.6	2.4	2.26	1.2	0.41			17		20	
L65058-02DUP	DUP-RER	04/20/21			0.158	0.82	1.7	1.25	1.4	2.3			0.67		2	
L65058-02DUP	DUP-RPD	04/20/21			0.158	0.82	1.7	1.25	1.4	2.3			155		20	RG
L64870-01MS	MS	04/20/21	RC201222-11	4.48	-0.0312	0.81	1.9	3.4	2.1	2.7	77	42	136			
WG517214LCSW	LCSW	04/20/21	RC201222-11	4.48				5.25	2.5	2.6	117	42	136			

U-238

Eichrom ACW03

Units: pCi/L

ACZ ID	Type	Analyzed	PCN/SCN	QC	Sample	Error	LLD	Found	Error	LLD	Rec%	Lower	Upper	RPD/RER	Limit	Qual
WG517214																
WG517214PBW	PBW	04/19/21						.379	0.82	1.5			3			
L64768-01DUP	DUP-RPD	04/19/21			38.1	5.9	2.3	40.5	6.1	1.3			6		20	
L65058-02DUP	DUP-RPD	04/20/21			18.3	4.2	3.9	15	3.5	3			20		20	
L64870-01MS	MS	04/20/21	RC201222-11	97.5	1.25	1.4	2.2	93.3	13	2	94	87	124			
WG517214LCSW	LCSW	04/20/21	RC201222-11	97.5				85.7	12	2.9	88	87	124			

Energy Fuels Resources (USA) Inc.

ACZ Project ID: **L64768**

ACZ ID	WORKNUM	PARAMETER	METHOD	QUAL	DESCRIPTION
L64768-01	WG516616	Radium 228, dissolved	M904.0	M1	Matrix spike recovery was high, the recovery of the associated control sample (LCS or LFB) was acceptable.

Energy Fuels Resources (USA) Inc.

ACZ Project ID: **L64768**

Radiochemistry

The following parameters are not offered for certification or are not covered by AZ certificate #AZ0102.

Uranium 234, dissolved	Eichrom ACW03
Uranium 235, dissolved	Eichrom ACW03
Uranium 238, dissolved	Eichrom ACW03

The following parameters are not offered for certification or are not covered by NELAC certificate #ACZ.

Uranium 234, dissolved	Eichrom ACW03
Uranium 235, dissolved	Eichrom ACW03
Uranium 238, dissolved	Eichrom ACW03

Energy Fuels Resources (USA) Inc.

ACZ Project ID: L64768
 Date Received: 03/16/2021 12:22
 Received By:
 Date Printed: 3/17/2021

Receipt Verification

	YES	NO	NA
1) Is a foreign soil permit included for applicable samples?			X
2) Is the Chain of Custody form or other directive shipping papers present?	X		
3) Does this project require special handling procedures such as CLP protocol?		X	
4) Are any samples NRC licensable material?			X
5) If samples are received past hold time, proceed with requested short hold time analyses?	X		
6) Is the Chain of Custody form complete and accurate?	X		
7) Were any changes made to the Chain of Custody form prior to ACZ receiving the samples?	X		
A change was made in the Sample ID Line 1 and Report to: Name section prior to ACZ custody.			
A change was made in the Sample ID Line 1 and Report to: Name section prior to ACZ custody.			

Samples/Containers

	YES	NO	NA
8) Are all containers intact and with no leaks?	X		
9) Are all labels on containers and are they intact and legible?	X		
10) Do the sample labels and Chain of Custody form match for Sample ID, Date, and Time?	X		
11) For preserved bottle types, was the pH checked and within limits? ¹	X		
12) Is there sufficient sample volume to perform all requested work?	X		
13) Is the custody seal intact on all containers?			X
14) Are samples that require zero headspace acceptable?			X
15) Are all sample containers appropriate for analytical requirements?	X		
16) Is there an Hg-1631 trip blank present?			X
17) Is there a VOA trip blank present?			X
18) Were all samples received within hold time?	X		

NA indicates Not Applicable

Chain of Custody Related Remarks

Client Contact Remarks

Shipping Containers

Cooler Id	Temp (°C)	Temp Criteria (°C)	Rad (µR/Hr)	Custody Seal Intact?
5235	1.3	<=6.0	15	Yes

Was ice present in the shipment container(s)?
 Yes - Wet ice was present in the shipment container(s).

Energy Fuels Resources (USA) Inc.

ACZ Project ID: L64768

Date Received: 03/16/2021 12:22

Received By:

Date Printed: 3/17/2021

Client must contact an ACZ Project Manager if analysis should not proceed for samples received outside of their thermal preservation acceptance criteria.

¹ The preservation of the following bottle types is not checked at sample receipt: Orange (oil and grease), Purple (total cyanide), Pink (dissolved cyanide), Brown (arsenic speciation), Sterile (fecal coliform), EDTA (sulfite), HCl preserved vial (organics), Na₂S₂O₃ preserved vial (organics), and HG-1631 (total/dissolved mercury by method 1631).



Laboratories, Inc. L64768

2773 Downhill Drive Steamboat Springs, CO 80487 (800) 334-5493

CHAIN of CUSTODY

Report to:

Name: Kathy Weinal
 Company: Energy Fuels Resources
 E-mail:

Address: 225 Union Blvd, Suite 600
Lakewood, Co 80225
 Telephone:

Copy of Report to:

Name:
 Company:

E-mail:
 Telephone:

Invoice to:

Name:
 Company:
 E-mail:

Address:
 Telephone:

If sample(s) received past holding time (HT), or if insufficient HT remains to complete analysis before expiration, shall ACZ proceed with requested short HT analyses? YES NO

If "NO" then ACZ will contact client for further instruction. If neither "YES" nor "NO" is indicated, ACZ will proceed with the requested analyses, even if HT is expired, and data will be qualified

Are samples for SDWA Compliance Monitoring? Yes No

If yes, please include state forms. Results will be reported to PQL for Colorado.

Sampler's Name: Matt Germansen Sampler's Site Information State AZ Zip code 86005 Time Zone AZ

*Sampler's Signature: [Signature] *I attest to the authenticity and validity of this sample. I understand that intentionally mislabeling the time/date/location or tampering with the sample in anyway, is considered fraud and punishable by State Law.

PROJECT INFORMATION

ANALYSES REQUESTED (attach list or use quote number)

Quote #: Pinyon Plain Sump
 PO#: BO: 46835
 Reporting state for compliance testing: N/A
 Check box if samples include NRC licensed material?

SAMPLE IDENTIFICATION	DATE:TIME	Matrix	# of Containers	ANALYSES REQUESTED							
<u>Pinyon PP Sump 2021 Q1</u>	<u>3/15/21: 1255</u>	<u>GW</u>	<u>6</u>	<u>See</u>	<u>Quote</u>						

Matrix SW (Surface Water) · GW (Ground Water) · WW (Waste Water) · DW (Drinking Water) · SL (Sludge) · SO (Soil) · OL (Oil) · Other (Specify)

REMARKS

Normal TAT
No Rush

Please refer to ACZ's terms & conditions located on the reverse side of this COC.

RELINQUISHED BY:	DATE:TIME	RECEIVED BY:	DATE:TIME
<u>Matt Germansen</u>	<u>3/15/2021 1410</u>		

L64768 Chain of Custody

August 17, 2021

Report to:

Kathy Weinel

Energy Fuels Resources (USA) Inc.

225 Union Blvd. , Suite 600

Lakewood, CO 80228

Bill to:

Accounts Payable

Energy Fuels Resources (USA) Inc.

225 Union Blvd. , Suite 600

Lakewood, CO 80228

Project ID:

ACZ Project ID: L66434

Kathy Weinel:

Enclosed are the analytical results for sample(s) submitted to ACZ Laboratories, Inc. (ACZ) on June 11, 2021. This project has been assigned to ACZ's project number, L66434. Please reference this number in all future inquiries.

All analyses were performed according to ACZ's Quality Assurance Plan. The enclosed results relate only to the samples received under L66434. Each section of this report has been reviewed and approved by the appropriate Laboratory Supervisor, or a qualified substitute.

Except as noted, the test results for the methods and parameters listed on ACZ's current NELAC certificate letter (#ACZ) meet all requirements of NELAC.

This report shall be used or copied only in its entirety. ACZ is not responsible for the consequences arising from the use of a partial report.

All samples and sub-samples associated with this project will be disposed of after September 16, 2021. If the samples are determined to be hazardous, additional charges apply for disposal (typically \$11/sample). If you would like the samples to be held longer than ACZ's stated policy or to be returned, please contact your Project Manager or Customer Service Representative for further details and associated costs. ACZ retains analytical raw data reports for ten years.

If you have any questions or other needs, please contact your Project Manager.



Max Janicek has reviewed and approved this report.



Energy Fuels Resources (USA) Inc.
 Project ID:
 Sample ID: PP SUMP 2021 Q2

ACZ Sample ID: **L66434-01**
 Date Sampled: 06/10/21 10:06
 Date Received: 06/11/21
 Sample Matrix: Groundwater

Inorganic Prep

Parameter	EPA Method	Dilution	Result	Qual	XQ	Units	MDL	PQL	Date	Analyst
Total Recoverable Digestion	M200.2 ICP								06/23/21 19:32	jlw
Total Recoverable Digestion	M200.2 ICP-MS								06/25/21 9:00	mfm

Metals Analysis

Parameter	EPA Method	Dilution	Result	Qual	XQ	Units	MDL	PQL	Date	Analyst
Antimony, total recoverable	M200.8 ICP-MS	1	0.00435			mg/L	0.0004	0.002	06/28/21 18:15	mfm
Arsenic, total recoverable	M200.8 ICP-MS	1	0.163			mg/L	0.0002	0.001	06/28/21 18:15	mfm
Barium, total recoverable	M200.7 ICP	1	0.0220	B		mg/L	0.007	0.035	06/24/21 17:47	jlw
Beryllium, total recoverable	M200.8 ICP-MS	1	<0.00008	U		mg/L	0.00008	0.00025	06/28/21 18:15	mfm
Cadmium, total recoverable	M200.8 ICP-MS	1	0.000343			mg/L	0.00005	0.00025	06/28/21 18:15	mfm
Calcium, total recoverable	M200.7 ICP	1	96.3			mg/L	0.1	0.5	06/24/21 17:47	jlw
Chromium, total recoverable	M200.7 ICP	1	<0.02	U		mg/L	0.02	0.05	06/24/21 17:47	jlw
Copper, total recoverable	M200.7 ICP	1	0.010	B		mg/L	0.01	0.05	06/24/21 17:47	jlw
Iron, total recoverable	M200.7 ICP	1	0.535			mg/L	0.06	0.15	06/24/21 17:47	jlw
Lead, total recoverable	M200.8 ICP-MS	1	0.00075			mg/L	0.0001	0.0005	06/28/21 18:15	mfm
Magnesium, total recoverable	M200.7 ICP	1	61.5			mg/L	0.2	1	06/24/21 17:47	jlw
Manganese, total recoverable	M200.7 ICP	1	0.019	B		mg/L	0.01	0.05	06/24/21 17:47	jlw
Mercury, total	M245.1 CVAA	1	<0.0002	U		mg/L	0.0002	0.001	06/17/21 15:56	mlh
Nickel, total recoverable	M200.7 ICP	1	0.438			mg/L	0.008	0.04	06/24/21 17:47	jlw
Potassium, total recoverable	M200.7 ICP	1	6.41			mg/L	0.2	1	06/24/21 17:47	jlw
Selenium, total recoverable	M200.8 ICP-MS	1	0.00094			mg/L	0.0001	0.00025	06/28/21 18:15	mfm
Sodium, total recoverable	M200.7 ICP	1	22.7			mg/L	0.2	1	06/24/21 17:47	jlw
Thallium, total recoverable	M200.8 ICP-MS	1	0.00149			mg/L	0.0001	0.0005	06/28/21 18:15	mfm
Uranium, dissolved	M200.8 ICP-MS	1	0.195			mg/L	0.0001	0.0005	06/29/21 13:55	mfm
Vanadium, total recoverable	M200.7 ICP	1	<0.01	U		mg/L	0.01	0.025	06/24/21 17:47	jlw
Zinc, total recoverable	M200.7 ICP	1	0.383			mg/L	0.02	0.05	06/24/21 17:47	jlw

Energy Fuels Resources (USA) Inc.

Project ID:

Sample ID: PP SUMP 2021 Q2

ACZ Sample ID: **L66434-01**

Date Sampled: 06/10/21 10:06

Date Received: 06/11/21

Sample Matrix: Groundwater

Wet Chemistry

Parameter	EPA Method	Dilution	Result	Qual	XQ	Units	MDL	PQL	Date	Analyst
Alkalinity as CaCO3	SM2320B - Titration									
Bicarbonate as CaCO3		1	172			mg/L	2	20	06/16/21 0:00	eep
Carbonate as CaCO3		1	8.8	B		mg/L	2	20	06/16/21 0:00	eep
Hydroxide as CaCO3		1	<2	U		mg/L	2	20	06/16/21 0:00	eep
Total Alkalinity		1	181		*	mg/L	2	20	06/16/21 0:00	eep
Conductivity @25C	SM2510B	1	992			umhos/cm	1	10	06/23/21 5:40	eep
Fluoride	SM4500F-C	1	0.24	B		mg/L	0.15	0.35	06/16/21 14:21	emk
Residue, Filterable (TDS) @180C	SM2540C	1	708		*	mg/L	20	40	06/15/21 17:34	scd
Sulfate	D516-02/-07/-11 - TURBIDIMETRIC	20	334		*	mg/L	20	100	06/23/21 11:03	wtc

Arizona license number: AZ0102

Energy Fuels Resources (USA) Inc.

Project ID:

Sample ID: PP SUMP 2021 DUP

ACZ Sample ID: **L66434-02**

Date Sampled: 06/10/21 10:06

Date Received: 06/11/21

Sample Matrix: Groundwater

Inorganic Prep

Parameter	EPA Method	Dilution	Result	Qual	XQ	Units	MDL	PQL	Date	Analyst
Total Recoverable Digestion	M200.2 ICP								06/23/21 19:46	jlw
Total Recoverable Digestion	M200.2 ICP-MS								06/25/21 9:00	mfm

Metals Analysis

Parameter	EPA Method	Dilution	Result	Qual	XQ	Units	MDL	PQL	Date	Analyst
Antimony, total recoverable	M200.8 ICP-MS	1	0.00429			mg/L	0.0004	0.002	06/28/21 18:20	mfm
Arsenic, total recoverable	M200.8 ICP-MS	1	0.166			mg/L	0.0002	0.001	06/28/21 18:20	mfm
Barium, total recoverable	M200.7 ICP	1	0.0220	B		mg/L	0.007	0.035	06/24/21 17:50	jlw
Beryllium, total recoverable	M200.8 ICP-MS	1	<0.00008	U		mg/L	0.00008	0.00025	06/28/21 18:20	mfm
Cadmium, total recoverable	M200.8 ICP-MS	1	0.000338			mg/L	0.00005	0.00025	06/28/21 18:20	mfm
Calcium, total recoverable	M200.7 ICP	1	96.3			mg/L	0.1	0.5	06/24/21 17:50	jlw
Chromium, total recoverable	M200.7 ICP	1	<0.02	U		mg/L	0.02	0.05	06/24/21 17:50	jlw
Copper, total recoverable	M200.7 ICP	1	<0.01	U		mg/L	0.01	0.05	06/24/21 17:50	jlw
Iron, total recoverable	M200.7 ICP	1	0.499			mg/L	0.06	0.15	06/24/21 17:50	jlw
Lead, total recoverable	M200.8 ICP-MS	1	0.00072			mg/L	0.0001	0.0005	06/28/21 18:20	mfm
Magnesium, total recoverable	M200.7 ICP	1	61.7			mg/L	0.2	1	06/24/21 17:50	jlw
Manganese, total recoverable	M200.7 ICP	1	0.019	B		mg/L	0.01	0.05	06/24/21 17:50	jlw
Mercury, total	M245.1 CVAA	1	<0.0002	U		mg/L	0.0002	0.001	06/17/21 15:57	mlh
Nickel, total recoverable	M200.7 ICP	1	0.444			mg/L	0.008	0.04	06/24/21 17:50	jlw
Potassium, total recoverable	M200.7 ICP	1	6.45			mg/L	0.2	1	06/24/21 17:50	jlw
Selenium, total recoverable	M200.8 ICP-MS	1	0.00095			mg/L	0.0001	0.00025	06/28/21 18:20	mfm
Sodium, total recoverable	M200.7 ICP	1	22.9			mg/L	0.2	1	06/24/21 17:50	jlw
Thallium, total recoverable	M200.8 ICP-MS	1	0.00146			mg/L	0.0001	0.0005	06/28/21 18:20	mfm
Uranium, dissolved	M200.8 ICP-MS	1	0.191			mg/L	0.0001	0.0005	06/29/21 14:01	mfm
Vanadium, total recoverable	M200.7 ICP	1	<0.01	U		mg/L	0.01	0.025	06/24/21 17:50	jlw
Zinc, total recoverable	M200.7 ICP	1	0.384			mg/L	0.02	0.05	06/24/21 17:50	jlw

Energy Fuels Resources (USA) Inc.

Project ID:

Sample ID: PP SUMP 2021 DUP

ACZ Sample ID: **L66434-02**

Date Sampled: 06/10/21 10:06

Date Received: 06/11/21

Sample Matrix: Groundwater

Wet Chemistry

Parameter	EPA Method	Dilution	Result	Qual	XQ	Units	MDL	PQL	Date	Analyst
Alkalinity as CaCO3	SM2320B - Titration									
Bicarbonate as CaCO3		1	172			mg/L	2	20	06/16/21 0:00	eep
Carbonate as CaCO3		1	10.6	B		mg/L	2	20	06/16/21 0:00	eep
Hydroxide as CaCO3		1	<2	U		mg/L	2	20	06/16/21 0:00	eep
Total Alkalinity		1	183		*	mg/L	2	20	06/16/21 0:00	eep
Conductivity @25C	SM2510B	1	989			umhos/cm	1	10	06/23/21 5:42	eep
Fluoride	SM4500F-C	1	0.24	B		mg/L	0.15	0.35	06/16/21 14:24	emk
Residue, Filterable (TDS) @180C	SM2540C	1	708		*	mg/L	20	40	06/15/21 17:36	scd
Sulfate	D516-02/-07/-11 - TURBIDIMETRIC	20	321		*	mg/L	20	100	06/23/21 11:05	wtc

Arizona license number: **AZ0102**

Report Header Explanations

<i>Batch</i>	A distinct set of samples analyzed at a specific time
<i>Found</i>	Value of the QC Type of interest
<i>Limit</i>	Upper limit for RPD, in %.
<i>Lower</i>	Lower Recovery Limit, in % (except for LCSS, mg/Kg)
<i>MDL</i>	Method Detection Limit. Same as Minimum Reporting Limit unless omitted or equal to the PQL (see comment #5). Allows for instrument and annual fluctuations.
<i>PCN/SCN</i>	A number assigned to reagents/standards to trace to the manufacturer's certificate of analysis
<i>PQL</i>	Practical Quantitation Limit. Synonymous with the EPA term "minimum level".
<i>QC</i>	True Value of the Control Sample or the amount added to the Spike
<i>Rec</i>	Recovered amount of the true value or spike added, in % (except for LCSS, mg/Kg)
<i>RPD</i>	Relative Percent Difference, calculation used for Duplicate QC Types
<i>Upper</i>	Upper Recovery Limit, in % (except for LCSS, mg/Kg)
<i>Sample</i>	Value of the Sample of interest

QC Sample Types

<i>AS</i>	Analytical Spike (Post Digestion)	<i>LCSWD</i>	Laboratory Control Sample - Water Duplicate
<i>ASD</i>	Analytical Spike (Post Digestion) Duplicate	<i>LFB</i>	Laboratory Fortified Blank
<i>CCB</i>	Continuing Calibration Blank	<i>LFM</i>	Laboratory Fortified Matrix
<i>CCV</i>	Continuing Calibration Verification standard	<i>LFMD</i>	Laboratory Fortified Matrix Duplicate
<i>DUP</i>	Sample Duplicate	<i>LRB</i>	Laboratory Reagent Blank
<i>ICB</i>	Initial Calibration Blank	<i>MS</i>	Matrix Spike
<i>ICV</i>	Initial Calibration Verification standard	<i>MSD</i>	Matrix Spike Duplicate
<i>ICSAB</i>	Inter-element Correction Standard - A plus B solutions	<i>PBS</i>	Prep Blank - Soil
<i>LCSS</i>	Laboratory Control Sample - Soil	<i>PBW</i>	Prep Blank - Water
<i>LCSSD</i>	Laboratory Control Sample - Soil Duplicate	<i>PQV</i>	Practical Quantitation Verification standard
<i>LCSW</i>	Laboratory Control Sample - Water	<i>SDL</i>	Serial Dilution

QC Sample Type Explanations

Blanks	Verifies that there is no or minimal contamination in the prep method or calibration procedure.
Control Samples	Verifies the accuracy of the method, including the prep procedure.
Duplicates	Verifies the precision of the instrument and/or method.
Spikes/Fortified Matrix	Determines sample matrix interferences, if any.
Standard	Verifies the validity of the calibration.

ACZ Qualifiers (Qual)

B	Analyte concentration detected at a value between MDL and PQL. The associated value is an estimated quantity.
H	Analysis exceeded method hold time. pH is a field test with an immediate hold time.
L	Target analyte response was below the laboratory defined negative threshold.
U	The material was analyzed for, but was not detected above the level of the associated value. The associated value is either the sample quantitation limit or the sample detection limit.

Method References

- (1) EPA 600/4-83-020. Methods for Chemical Analysis of Water and Wastes, March 1983.
- (2) EPA 600/R-93-100. Methods for the Determination of Inorganic Substances in Environmental Samples, August 1993.
- (3) EPA 600/R-94-111. Methods for the Determination of Metals in Environmental Samples - Supplement I, May 1994.
- (4) EPA SW-846. Test Methods for Evaluating Solid Waste.
- (5) Standard Methods for the Examination of Water and Wastewater.

Comments

- (1) QC results calculated from raw data. Results may vary slightly if the rounded values are used in the calculations.
- (2) Soil, Sludge, and Plant matrices for Inorganic analyses are reported on a dry weight basis.
- (3) Animal matrices for Inorganic analyses are reported on an "as received" basis.
- (4) An asterisk in the "XQ" column indicates there is an extended qualifier and/or certification qualifier associated with the result.
- (5) If the MDL equals the PQL or the MDL column is omitted, the PQL is the reporting limit.

For a complete list of ACZ's Extended Qualifiers, please click:

<https://acz.com/wp-content/uploads/2019/04/Ext-Qual-List.pdf>

Energy Fuels Resources (USA) Inc.

ACZ Project ID: **L66434**

NOTE: If the Rec% column is null, the high/low limits are in the same units as the result. If the Rec% column is not null, then the high/low limits are in % Rec.

Alkalinity as CaCO3 SM2320B - Titration

ACZ ID	Type	Analyzed	PCN/SCN	QC	Sample	Found	Units	Rec%	Lower	Upper	RPD	Limit	Qual
WG521129													
WG521129PBW1	PBW	06/15/21 18:01				U	mg/L		-20	20			
WG521129LCSW3	LCSW	06/15/21 18:20	WC210604-7	820.0001		797.9	mg/L	97	90	110			
WG521129LCSW6	LCSW	06/15/21 21:24	WC210604-7	820.0001		783.3	mg/L	96	90	110			
WG521129PBW2	PBW	06/15/21 21:31				U	mg/L		-20	20			
WG521129LCSW9	LCSW	06/16/21 0:36	WC210604-7	820.0001		785.3	mg/L	96	90	110			
WG521129PBW3	PBW	06/16/21 0:43				U	mg/L		-20	20			
WG521129LCSW12	LCSW	06/16/21 3:54	WC210604-7	820.0001		807.2	mg/L	98	90	110			
WG521129PBW4	PBW	06/16/21 4:01				U	mg/L		-20	20			
L66454-04DUP	DUP	06/16/21 5:16			U	U	mg/L				0	20	RA
WG521129LCSW15	LCSW	06/16/21 6:46	WC210604-7	820.0001		808	mg/L	99	90	110			

Antimony, total recoverable M200.8 ICP-MS

ACZ ID	Type	Analyzed	PCN/SCN	QC	Sample	Found	Units	Rec%	Lower	Upper	RPD	Limit	Qual
WG522090													
WG522090ICV	ICV	06/28/21 18:08	MS210503-1	.0201		.01888	mg/L	94	90	110			
WG522090ICB	ICB	06/28/21 18:10				.00053	mg/L		-0.0012	0.0012			
WG521904LRB	LRB	06/28/21 18:11				U	mg/L		-0.00088	0.00088			
WG521904LFB	LFB	06/28/21 18:13	MS210610-2	.01		.01039	mg/L	104	85	115			
L66434-01LFM	LFM	06/28/21 18:17	MS210610-2	.01	.00435	.01481	mg/L	105	70	130			
L66434-01LFMD	LFMD	06/28/21 18:19	MS210610-2	.01	.00435	.01519	mg/L	108	70	130	3	20	

Arsenic, total recoverable M200.8 ICP-MS

ACZ ID	Type	Analyzed	PCN/SCN	QC	Sample	Found	Units	Rec%	Lower	Upper	RPD	Limit	Qual
WG522090													
WG522090ICV	ICV	06/28/21 18:08	MS210503-1	.05		.05027	mg/L	101	90	110			
WG522090ICB	ICB	06/28/21 18:10				U	mg/L		-0.0006	0.0006			
WG521904LRB	LRB	06/28/21 18:11				U	mg/L		-0.00044	0.00044			
WG521904LFB	LFB	06/28/21 18:13	MS210610-2	.05005		.04769	mg/L	95	85	115			
L66434-01LFM	LFM	06/28/21 18:17	MS210610-2	.05005	.163	.20792	mg/L	90	70	130			
L66434-01LFMD	LFMD	06/28/21 18:19	MS210610-2	.05005	.163	.21574	mg/L	105	70	130	4	20	

Barium, total recoverable M200.7 ICP

ACZ ID	Type	Analyzed	PCN/SCN	QC	Sample	Found	Units	Rec%	Lower	Upper	RPD	Limit	Qual
WG521872													
WG521872ICV	ICV	06/24/21 16:26	II210608-1	2		1.9702	mg/L	99	95	105			
WG521872ICB	ICB	06/24/21 16:32				U	mg/L		-0.021	0.021			
WG521748LRB	LRB	06/24/21 16:45				U	mg/L		-0.0154	0.0154			
WG521748LFB	LFB	06/24/21 16:48	II210622-2	.5		.4788	mg/L	96	85	115			
L66434-02LFM	LFM	06/24/21 17:53	II210622-2	.5	.022	.4994	mg/L	95	70	130			
L66434-02LFMD	LFMD	06/24/21 18:03	II210622-2	.5	.022	.5022	mg/L	96	70	130	1	20	
L66616-03LFM	LFM	06/24/21 18:13	II210622-2	.5	.0246	.5109	mg/L	97	70	130			
L66616-03LFMD	LFMD	06/24/21 18:16	II210622-2	.5	.0246	.4997	mg/L	95	70	130	2	20	

Energy Fuels Resources (USA) Inc.

ACZ Project ID: **L66434**

NOTE: If the Rec% column is null, the high/low limits are in the same units as the result. If the Rec% column is not null, then the high/low limits are in % Rec.

Beryllium, total recoverable M200.8 ICP-MS

ACZ ID	Type	Analyzed	PCN/SCN	QC	Sample	Found	Units	Rec%	Lower	Upper	RPD	Limit	Qual
WG522090													
WG522090ICV	ICV	06/28/21 18:08	MS210503-1	.05		.045784	mg/L	92	90	110			
WG522090ICB	ICB	06/28/21 18:10				U	mg/L		-0.00024	0.00024			
WG521904LRB	LRB	06/28/21 18:11				U	mg/L		-0.000176	0.000176			
WG521904LFB	LFB	06/28/21 18:13	MS210610-2	.05005		.045587	mg/L	91	85	115			
L66434-01LFM	LFM	06/28/21 18:17	MS210610-2	.05005	U	.044385	mg/L	89	70	130			
L66434-01LFMD	LFMD	06/28/21 18:19	MS210610-2	.05005	U	.045055	mg/L	90	70	130	1	20	

Cadmium, total recoverable M200.8 ICP-MS

ACZ ID	Type	Analyzed	PCN/SCN	QC	Sample	Found	Units	Rec%	Lower	Upper	RPD	Limit	Qual
WG522090													
WG522090ICV	ICV	06/28/21 18:08	MS210503-1	.05		.049727	mg/L	99	90	110			
WG522090ICB	ICB	06/28/21 18:10				U	mg/L		-0.00015	0.00015			
WG521904LRB	LRB	06/28/21 18:11				U	mg/L		-0.00011	0.00011			
WG521904LFB	LFB	06/28/21 18:13	MS210610-2	.05005		.045849	mg/L	92	85	115			
L66434-01LFM	LFM	06/28/21 18:17	MS210610-2	.05005	.000343	.045642	mg/L	91	70	130			
L66434-01LFMD	LFMD	06/28/21 18:19	MS210610-2	.05005	.000343	.046517	mg/L	92	70	130	2	20	

Calcium, total recoverable M200.7 ICP

ACZ ID	Type	Analyzed	PCN/SCN	QC	Sample	Found	Units	Rec%	Lower	Upper	RPD	Limit	Qual
WG521872													
WG521872ICV	ICV	06/24/21 16:26	II210608-1	100		99.81	mg/L	100	95	105			
WG521872ICB	ICB	06/24/21 16:32				U	mg/L		-0.3	0.3			
WG521748LRB	LRB	06/24/21 16:45				U	mg/L		-0.22	0.22			
WG521748LFB	LFB	06/24/21 16:48	II210622-2	67.98753		67.43	mg/L	99	85	115			
L66434-02LFM	LFM	06/24/21 17:53	II210622-2	67.98753	96.3	164.4	mg/L	100	70	130			
L66434-02LFMD	LFMD	06/24/21 18:03	II210622-2	67.98753	96.3	164.8	mg/L	101	70	130	0	20	
L66616-03LFM	LFM	06/24/21 18:13	II210622-2	67.98753	34.4	103.9	mg/L	102	70	130			
L66616-03LFMD	LFMD	06/24/21 18:16	II210622-2	67.98753	34.4	101.6	mg/L	99	70	130	2	20	

Chromium, total recoverable M200.7 ICP

ACZ ID	Type	Analyzed	PCN/SCN	QC	Sample	Found	Units	Rec%	Lower	Upper	RPD	Limit	Qual
WG521872													
WG521872ICV	ICV	06/24/21 16:26	II210608-1	2		1.963	mg/L	98	95	105			
WG521872ICB	ICB	06/24/21 16:32				U	mg/L		-0.06	0.06			
WG521748LRB	LRB	06/24/21 16:45				U	mg/L		-0.044	0.044			
WG521748LFB	LFB	06/24/21 16:48	II210622-2	.502		.49	mg/L	98	85	115			
L66434-02LFM	LFM	06/24/21 17:53	II210622-2	.502	U	.481	mg/L	96	70	130			
L66434-02LFMD	LFMD	06/24/21 18:03	II210622-2	.502	U	.484	mg/L	96	70	130	1	20	
L66616-03LFM	LFM	06/24/21 18:13	II210622-2	.502	U	.494	mg/L	98	70	130			
L66616-03LFMD	LFMD	06/24/21 18:16	II210622-2	.502	U	.484	mg/L	96	70	130	2	20	

Energy Fuels Resources (USA) Inc.

ACZ Project ID: **L66434**

NOTE: If the Rec% column is null, the high/low limits are in the same units as the result. If the Rec% column is not null, then the high/low limits are in % Rec.

Conductivity @25C

SM2510B

ACZ ID	Type	Analyzed	PCN/SCN	QC	Sample	Found	Units	Rec%	Lower	Upper	RPD	Limit	Qual
WG521664													
WG521664LCSW1	LCSW	06/22/21 20:40	PCN63133	1410		1418	umhos/cm	101	90	110			
WG521664LCSW3	LCSW	06/22/21 23:14	PCN63133	1410		1420	umhos/cm	101	90	110			
WG521664LCSW5	LCSW	06/23/21 1:51	PCN63133	1410		1415	umhos/cm	100	90	110			
WG521664LCSW7	LCSW	06/23/21 4:51	PCN63133	1410		1412	umhos/cm	100	90	110			
L66400-10DUP	DUP	06/23/21 5:38			1750	1760	umhos/cm				1	20	
WG521664LCSW9	LCSW	06/23/21 8:00	PCN63133	1410		1394	umhos/cm	99	90	110			

Copper, total recoverable

M200.7 ICP

ACZ ID	Type	Analyzed	PCN/SCN	QC	Sample	Found	Units	Rec%	Lower	Upper	RPD	Limit	Qual
WG521872													
WG521872ICV	ICV	06/24/21 16:26	II210608-1	2		1,936	mg/L	97	95	105			
WG521872ICB	ICB	06/24/21 16:32				U	mg/L		-0.03	0.03			
WG521748LRB	LRB	06/24/21 16:45				U	mg/L		-0.022	0.022			
WG521748LFB	LFB	06/24/21 16:48	II210622-2	.502		.476	mg/L	95	85	115			
L66434-02LFM	LFM	06/24/21 17:53	II210622-2	.502	U	.485	mg/L	97	70	130			
L66434-02LFMD	LFMD	06/24/21 18:03	II210622-2	.502	U	.484	mg/L	96	70	130	0	20	
L66616-03LFM	LFM	06/24/21 18:13	II210622-2	.502	U	.489	mg/L	97	70	130			
L66616-03LFMD	LFMD	06/24/21 18:16	II210622-2	.502	U	.477	mg/L	95	70	130	2	20	

Fluoride

SM4500F-C

ACZ ID	Type	Analyzed	PCN/SCN	QC	Sample	Found	Units	Rec%	Lower	Upper	RPD	Limit	Qual
WG521180													
WG521180ICV	ICV	06/16/21 12:22	WC210609-3	2.002		2.12	mg/L	106	90	110			
WG521180ICB	ICB	06/16/21 12:27				U	mg/L		-0.3	0.3			
WG521180LFB1	LFB	06/16/21 12:35	WC201221-2	5.015		5.09	mg/L	101	90	110			
L66284-03AS	AS	06/16/21 13:33	WC201221-2	5.015	.3	5.35	mg/L	101	90	110			
L66284-03ASD	ASD	06/16/21 13:36	WC201221-2	5.015	.3	5.33	mg/L	100	90	110	0	20	
WG521180LFB2	LFB	06/16/21 14:27	WC201221-2	5.015		5.14	mg/L	102	90	110			

Iron, total recoverable

M200.7 ICP

ACZ ID	Type	Analyzed	PCN/SCN	QC	Sample	Found	Units	Rec%	Lower	Upper	RPD	Limit	Qual
WG521872													
WG521872ICV	ICV	06/24/21 16:26	II210608-1	2		1.963	mg/L	98	95	105			
WG521872ICB	ICB	06/24/21 16:32				U	mg/L		-0.18	0.18			
WG521748LRB	LRB	06/24/21 16:45				U	mg/L		-0.132	0.132			
WG521748LFB	LFB	06/24/21 16:48	II210622-2	1.0018		.997	mg/L	100	85	115			
L66434-02LFM	LFM	06/24/21 17:53	II210622-2	1.0018	.499	1.491	mg/L	99	70	130			
L66434-02LFMD	LFMD	06/24/21 18:03	II210622-2	1.0018	.499	1.493	mg/L	99	70	130	0	20	
L66616-03LFM	LFM	06/24/21 18:13	II210622-2	1.0018	.353	1.352	mg/L	100	70	130			
L66616-03LFMD	LFMD	06/24/21 18:16	II210622-2	1.0018	.353	1.322	mg/L	97	70	130	2	20	

Energy Fuels Resources (USA) Inc.

ACZ Project ID: **L66434**

NOTE: If the Rec% column is null, the high/low limits are in the same units as the result. If the Rec% column is not null, then the high/low limits are in % Rec.

Lead, total recoverable

M200.8 ICP-MS

ACZ ID	Type	Analyzed	PCN/SCN	QC	Sample	Found	Units	Rec%	Lower	Upper	RPD	Limit	Qual
WG522090													
WG522090ICV	ICV	06/28/21 18:08	MS210503-1	.05		.05306	mg/L	106	90	110			
WG522090ICB	ICB	06/28/21 18:10				U	mg/L		-0.0003	0.0003			
WG521904LRB	LRB	06/28/21 18:11				U	mg/L		-0.00022	0.00022			
WG521904LFB	LFB	06/28/21 18:13	MS210610-2	.05005		.04892	mg/L	98	85	115			
L66434-01LFM	LFM	06/28/21 18:17	MS210610-2	.05005	.00075	.05168	mg/L	102	70	130			
L66434-01LFMD	LFMD	06/28/21 18:19	MS210610-2	.05005	.00075	.05227	mg/L	103	70	130	1	20	

Magnesium, total recoverable

M200.7 ICP

ACZ ID	Type	Analyzed	PCN/SCN	QC	Sample	Found	Units	Rec%	Lower	Upper	RPD	Limit	Qual
WG521872													
WG521872ICV	ICV	06/24/21 16:26	II210608-1	100		99.2	mg/L	99	95	105			
WG521872ICB	ICB	06/24/21 16:32				U	mg/L		-0.6	0.6			
WG521748LRB	LRB	06/24/21 16:45				U	mg/L		-0.44	0.44			
WG521748LFB	LFB	06/24/21 16:48	II210622-2	50.00302		48.44	mg/L	97	85	115			
L66434-02LFM	LFM	06/24/21 17:53	II210622-2	50.00302	61.7	111.4	mg/L	99	70	130			
L66434-02LFMD	LFMD	06/24/21 18:03	II210622-2	50.00302	61.7	111.6	mg/L	100	70	130	0	20	
L66616-03LFM	LFM	06/24/21 18:13	II210622-2	50.00302	5.8	55.23	mg/L	99	70	130			
L66616-03LFMD	LFMD	06/24/21 18:16	II210622-2	50.00302	5.8	54.11	mg/L	97	70	130	2	20	

Manganese, total recoverable

M200.7 ICP

ACZ ID	Type	Analyzed	PCN/SCN	QC	Sample	Found	Units	Rec%	Lower	Upper	RPD	Limit	Qual
WG521872													
WG521872ICV	ICV	06/24/21 16:26	II210608-1	2		1.944	mg/L	97	95	105			
WG521872ICB	ICB	06/24/21 16:32				U	mg/L		-0.03	0.03			
WG521748LRB	LRB	06/24/21 16:45				U	mg/L		-0.022	0.022			
WG521748LFB	LFB	06/24/21 16:48	II210622-2	.5005		.474	mg/L	95	85	115			
L66434-02LFM	LFM	06/24/21 17:53	II210622-2	.5005	.019	.493	mg/L	95	70	130			
L66434-02LFMD	LFMD	06/24/21 18:03	II210622-2	.5005	.019	.493	mg/L	95	70	130	0	20	
L66616-03LFM	LFM	06/24/21 18:13	II210622-2	.5005	.055	.538	mg/L	97	70	130			
L66616-03LFMD	LFMD	06/24/21 18:16	II210622-2	.5005	.055	.524	mg/L	94	70	130	3	20	

Mercury, total

M245.1 CVAA

ACZ ID	Type	Analyzed	PCN/SCN	QC	Sample	Found	Units	Rec%	Lower	Upper	RPD	Limit	Qual
WG521060													
WG521060ICV1	ICV	06/17/21 13:47	HG210601-3	.00501		.00506	mg/L	101	95	105			
WG521060ICB	ICB	06/17/21 13:48				U	mg/L		-0.0002	0.0002			
WG521062													
WG521062LRB	LRB	06/17/21 15:38				U	mg/L		-0.00044	0.00044			
WG521062LFB	LFB	06/17/21 15:39	HG210601-6	.002002		.00188	mg/L	94	85	115			
L66431-06LFM	LFM	06/17/21 15:54	HG210601-6	.002002	U	.00189	mg/L	94	85	115			
L66431-06LFMD	LFMD	06/17/21 15:55	HG210601-6	.002002	U	.00188	mg/L	94	85	115	1	20	

Energy Fuels Resources (USA) Inc.

ACZ Project ID: **L66434**

NOTE: If the Rec% column is null, the high/low limits are in the same units as the result. If the Rec% column is not null, then the high/low limits are in % Rec.

Nickel, total recoverable M200.7 ICP

ACZ ID	Type	Analyzed	PCN/SCN	QC	Sample	Found	Units	Rec%	Lower	Upper	RPD	Limit	Qual
WG521872													
WG521872ICV	ICV	06/24/21 16:26	II210608-1	2		1.9448	mg/L	97	95	105			
WG521872ICB	ICB	06/24/21 16:32				U	mg/L		-0.024	0.024			
WG521748LRB	LRB	06/24/21 16:45				U	mg/L		-0.0176	0.0176			
WG521748LFB	LFB	06/24/21 16:48	II210622-2	.5		.4841	mg/L	97	85	115			
L66434-02LFM	LFM	06/24/21 17:53	II210622-2	.5	.444	.9227	mg/L	96	70	130			
L66434-02LFMD	LFMD	06/24/21 18:03	II210622-2	.5	.444	.9149	mg/L	94	70	130	1	20	
L66616-03LFM	LFM	06/24/21 18:13	II210622-2	.5	U	.4921	mg/L	98	70	130			
L66616-03LFMD	LFMD	06/24/21 18:16	II210622-2	.5	U	.4799	mg/L	96	70	130	3	20	

Potassium, total recoverable M200.7 ICP

ACZ ID	Type	Analyzed	PCN/SCN	QC	Sample	Found	Units	Rec%	Lower	Upper	RPD	Limit	Qual
WG521872													
WG521872ICV	ICV	06/24/21 16:26	II210608-1	20		19.83	mg/L	99	95	105			
WG521872ICB	ICB	06/24/21 16:32				U	mg/L		-0.6	0.6			
WG521748LRB	LRB	06/24/21 16:45				U	mg/L		-0.44	0.44			
WG521748LFB	LFB	06/24/21 16:48	II210622-2	100.0157		96.68	mg/L	97	85	115			
L66434-02LFM	LFM	06/24/21 17:53	II210622-2	100.0157	6.45	105.3	mg/L	99	70	130			
L66434-02LFMD	LFMD	06/24/21 18:03	II210622-2	100.0157	6.45	106	mg/L	100	70	130	1	20	
L66616-03LFM	LFM	06/24/21 18:13	II210622-2	100.0157	2.35	101.7	mg/L	99	70	130			
L66616-03LFMD	LFMD	06/24/21 18:16	II210622-2	100.0157	2.35	100.2	mg/L	98	70	130	1	20	

Residue, Filterable (TDS) @180C SM2540C

ACZ ID	Type	Analyzed	PCN/SCN	QC	Sample	Found	Units	Rec%	Lower	Upper	RPD	Limit	Qual
WG521130													
WG521130PBW	PBW	06/15/21 17:30				U	mg/L		-20	20			
WG521130LCSW	LCSW	06/15/21 17:32	PCN63550	1000		1002	mg/L	100	80	120			
L66456-01DUP	DUP	06/15/21 18:02			U	U	mg/L				0	10	RA

Selenium, total recoverable M200.8 ICP-MS

ACZ ID	Type	Analyzed	PCN/SCN	QC	Sample	Found	Units	Rec%	Lower	Upper	RPD	Limit	Qual
WG522090													
WG522090ICV	ICV	06/28/21 18:08	MS210503-1	.05		.04964	mg/L	99	90	110			
WG522090ICB	ICB	06/28/21 18:10				U	mg/L		-0.0003	0.0003			
WG521904LRB	LRB	06/28/21 18:11				U	mg/L		-0.00022	0.00022			
WG521904LFB	LFB	06/28/21 18:13	MS210610-2	.05		.0463	mg/L	93	85	115			
L66434-01LFM	LFM	06/28/21 18:17	MS210610-2	.05	.00094	.04716	mg/L	92	70	130			
L66434-01LFMD	LFMD	06/28/21 18:19	MS210610-2	.05	.00094	.04798	mg/L	94	70	130	2	20	

Energy Fuels Resources (USA) Inc.

ACZ Project ID: **L66434**

NOTE: If the Rec% column is null, the high/low limits are in the same units as the result. If the Rec% column is not null, then the high/low limits are in % Rec.

Sodium, total recoverable

M200.7 ICP

ACZ ID	Type	Analyzed	PCN/SCN	QC	Sample	Found	Units	Rec%	Lower	Upper	RPD	Limit	Qual
WG521872													
WG521872ICV	ICV	06/24/21 16:26	II210608-1	100		99.62	mg/L	100	95	105			
WG521872ICB	ICB	06/24/21 16:32				U	mg/L		-0.6	0.6			
WG521748LRB	LRB	06/24/21 16:45				U	mg/L		-0.44	0.44			
WG521748LFB	LFB	06/24/21 16:48	II210622-2	100.0605		96.63	mg/L	97	85	115			
L66434-02LFM	LFM	06/24/21 17:53	II210622-2	100.0605	22.9	122.5	mg/L	100	70	130			
L66434-02LFMD	LFMD	06/24/21 18:03	II210622-2	100.0605	22.9	122.6	mg/L	100	70	130	0	20	
L66616-03LFM	LFM	06/24/21 18:13	II210622-2	100.0605	22.6	121.9	mg/L	99	70	130			
L66616-03LFMD	LFMD	06/24/21 18:16	II210622-2	100.0605	22.6	119.9	mg/L	97	70	130	2	20	

Sulfate

D516-02/-07/-11 - TURBIDIMETRIC

ACZ ID	Type	Analyzed	PCN/SCN	QC	Sample	Found	Units	Rec%	Lower	Upper	RPD	Limit	Qual
WG521678													
WG521678ICB	ICB	06/23/21 7:44				U	mg/L		-3	3			
WG521678ICV	ICV	06/23/21 7:44	WI210615-1	20.46		20.3	mg/L	99	90	110			
WG521678LFB	LFB	06/23/21 9:50	WI210105-3	10		9.7	mg/L	97	90	110			
L66437-03DUP	DUP	06/23/21 11:00			162	156.9	mg/L				3	20	
L66437-02AS	AS	06/23/21 11:01	SO4TURB10X	10	242	225.5	mg/L	-165	90	110			M3

Thallium, total recoverable

M200.8 ICP-MS

ACZ ID	Type	Analyzed	PCN/SCN	QC	Sample	Found	Units	Rec%	Lower	Upper	RPD	Limit	Qual
WG522090													
WG522090ICV	ICV	06/28/21 18:08	MS210503-1	.05		.05062	mg/L	101	90	110			
WG522090ICB	ICB	06/28/21 18:10				U	mg/L		-0.0003	0.0003			
WG521904LRB	LRB	06/28/21 18:11				U	mg/L		-0.00022	0.00022			
WG521904LFB	LFB	06/28/21 18:13	MS210610-2	.05		.04553	mg/L	91	85	115			
L66434-01LFM	LFM	06/28/21 18:17	MS210610-2	.05	.00149	.04981	mg/L	97	70	130			
L66434-01LFMD	LFMD	06/28/21 18:19	MS210610-2	.05	.00149	.05071	mg/L	98	70	130	2	20	

Uranium, dissolved

M200.8 ICP-MS

ACZ ID	Type	Analyzed	PCN/SCN	QC	Sample	Found	Units	Rec%	Lower	Upper	RPD	Limit	Qual
WG522128													
WG522128ICV	ICV	06/29/21 13:07	MS210503-1	.05		.04883	mg/L	98	90	110			
WG522128ICB	ICB	06/29/21 13:09				U	mg/L		-0.00022	0.00022			
WG522128LFB	LFB	06/29/21 13:11	MS210610-2	.05		.04651	mg/L	93	85	115			
L66434-01AS	AS	06/29/21 13:57	MS210610-2	.05	.195	.2439	mg/L	98	70	130			
L66434-01ASD	ASD	06/29/21 13:59	MS210610-2	.05	.195	.24403	mg/L	98	70	130	0	20	

Vanadium, total recoverable

M200.7 ICP

ACZ ID	Type	Analyzed	PCN/SCN	QC	Sample	Found	Units	Rec%	Lower	Upper	RPD	Limit	Qual
WG521872													
WG521872ICV	ICV	06/24/21 16:26	II210608-1	2		1.987	mg/L	99	95	105			
WG521872ICB	ICB	06/24/21 16:32				U	mg/L		-0.015	0.015			
WG521748LRB	LRB	06/24/21 16:45				U	mg/L		-0.022	0.022			
WG521748LFB	LFB	06/24/21 16:48	II210622-2	.5005		.4897	mg/L	98	85	115			
L66434-02LFM	LFM	06/24/21 17:53	II210622-2	.5005	U	.4877	mg/L	97	70	130			
L66434-02LFMD	LFMD	06/24/21 18:03	II210622-2	.5005	U	.49	mg/L	98	70	130	0	20	
L66616-03LFM	LFM	06/24/21 18:13	II210622-2	.5005	U	.5008	mg/L	100	70	130			
L66616-03LFMD	LFMD	06/24/21 18:16	II210622-2	.5005	U	.491	mg/L	98	70	130	2	20	

Energy Fuels Resources (USA) Inc.

ACZ Project ID: **L66434**

NOTE: If the Rec% column is null, the high/low limits are in the same units as the result. If the Rec% column is not null, then the high/low limits are in % Rec.

Zinc, total recoverable M200.7 ICP

ACZ ID	Type	Analyzed	PCN/SCN	QC	Sample	Found	Units	Rec%	Lower	Upper	RPD	Limit	Qual
WG521872													
WG521872ICV	ICV	06/24/21 16:26	II210608-1	2		1.965	mg/L	98	95	105			
WG521872ICB	ICB	06/24/21 16:32				U	mg/L		-0.06	0.06			
WG521748LRB	LRB	06/24/21 16:45				.04	mg/L		-0.044	0.044			
WG521748LFB	LFB	06/24/21 16:48	II210622-2	.50075		.479	mg/L	96	85	115			
L66434-02LFM	LFM	06/24/21 17:53	II210622-2	.50075	.384	.87	mg/L	97	70	130			
L66434-02LFMD	LFMD	06/24/21 18:03	II210622-2	.50075	.384	.871	mg/L	97	70	130	0	20	
L66616-03LFM	LFM	06/24/21 18:13	II210622-2	.50075	U	.492	mg/L	98	70	130			
L66616-03LFMD	LFMD	06/24/21 18:16	II210622-2	.50075	U	.483	mg/L	96	70	130	2	20	

Energy Fuels Resources (USA) Inc.

ACZ Project ID: **L66434**

ACZ ID	WORKNUM	PARAMETER	METHOD	QUAL	DESCRIPTION
L66434-01	WG521130	Residue, Filterable (TDS) @180C	SM2540C	RA	Relative Percent Difference (RPD) was not used for data validation because the concentration of the duplicated sample is too low for accurate evaluation (< 10x MDL).
	WG521678	Sulfate	D516-02/07/-11 - TURBIDIMETRIC	M3	The spike recovery value is unusable since the analyte concentration in the sample is disproportionate to the spike level. The recovery of the associated control sample (LCS or LFB) was acceptable.
	WG521129	Total Alkalinity	SM2320B - Titration	RA	Relative Percent Difference (RPD) was not used for data validation because the concentration of the duplicated sample is too low for accurate evaluation (< 10x MDL).
L66434-02	WG521130	Residue, Filterable (TDS) @180C	SM2540C	RA	Relative Percent Difference (RPD) was not used for data validation because the concentration of the duplicated sample is too low for accurate evaluation (< 10x MDL).
	WG521678	Sulfate	D516-02/07/-11 - TURBIDIMETRIC	M3	The spike recovery value is unusable since the analyte concentration in the sample is disproportionate to the spike level. The recovery of the associated control sample (LCS or LFB) was acceptable.
	WG521129	Total Alkalinity	SM2320B - Titration	RA	Relative Percent Difference (RPD) was not used for data validation because the concentration of the duplicated sample is too low for accurate evaluation (< 10x MDL).

Energy Fuels Resources (USA) Inc.

Project ID:

Sample ID: PP SUMP 2021 Q2

Locator:

ACZ Sample ID: **L66434-01**

Date Sampled: 06/10/21 10:06

Date Received: 06/11/21

Sample Matrix: Groundwater

Gross Alpha Dissolved, corrected

Prep Method:

Calculation

Parameter	Measure Date	Prep Date	Result	Error(+/-)	LLD	Units	XQ	Analyst
Gross Alpha Dissolved, corrected	08/17/21 14:04		-18			pCi/L		calc

Gross Alpha, dissolved

Prep Method:

M900.0

Parameter	Measure Date	Prep Date	Result	Error(+/-)	LLD	Units	XQ	Analyst
Gross Alpha, dissolved	06/30/21 0:18		220	18	7.7	pCi/L	*	ess

Radium 226, dissolved

Prep Method:

M903.1

Parameter	Measure Date	Prep Date	Result	Error(+/-)	LLD	Units	XQ	Analyst
Radium 226, dissolved	06/28/21 0:24		14	0.44	0.08	pCi/L		djc

Radium 228, dissolved

Prep Method:

M904.0

Parameter	Measure Date	Prep Date	Result	Error(+/-)	LLD	Units	XQ	Analyst
Radium 228, dissolved	08/12/21 15:37		1.1	0.97	2.3	pCi/L	*	fdw

Uranium, Isotopic Dissolved

Prep Method:

Eichrom ACW03

Parameter	Measure Date	Prep Date	Result	Error(+/-)	LLD	Units	XQ	Analyst
Uranium 234, dissolved	07/14/21 14:46		172	22	3	pCi/L	*	amk
Uranium 235, dissolved	07/14/21 14:46		4.16	2.4	3	pCi/L	*	amk
Uranium 238, dissolved	07/14/21 14:46		61.8	9.4	3.4	pCi/L	*	amk

Arizona license number: AZ0102

Energy Fuels Resources (USA) Inc.

Project ID:

Sample ID: PP SUMP 2021 DUP

Locator:

ACZ Sample ID: **L66434-02**

Date Sampled: 06/10/21 10:06

Date Received: 06/11/21

Sample Matrix: Groundwater

Gross Alpha Dissolved, corrected

Prep Method:

Calculation

Parameter	Measure Date	Prep Date	Result	Error(+/-)	LLD	Units	XQ	Analyst
Gross Alpha Dissolved, corrected	08/17/21 14:04		-18			pCi/L		calc

Gross Alpha, dissolved

Prep Method:

M900.0

Parameter	Measure Date	Prep Date	Result	Error(+/-)	LLD	Units	XQ	Analyst
Gross Alpha, dissolved	06/30/21 0:20		220	17	15	pCi/L	*	ess

Radium 226, dissolved

Prep Method:

M903.1

Parameter	Measure Date	Prep Date	Result	Error(+/-)	LLD	Units	XQ	Analyst
Radium 226, dissolved	06/28/21 0:27		17	0.5	0.1	pCi/L		djc

Radium 228, dissolved

Prep Method:

M904.0

Parameter	Measure Date	Prep Date	Result	Error(+/-)	LLD	Units	XQ	Analyst
Radium 228, dissolved	08/12/21 18:25		0.0	0.79	2	pCi/L		fdw

Uranium, Isotopic Dissolved

Prep Method:

Eichrom ACW03

Parameter	Measure Date	Prep Date	Result	Error(+/-)	LLD	Units	XQ	Analyst
Uranium 234, dissolved	07/14/21 20:31		168	22	2.3	pCi/L	*	amk
Uranium 235, dissolved	07/14/21 20:31		2.75	1.8	2.2	pCi/L	*	amk
Uranium 238, dissolved	07/14/21 20:31		67.3	10	2.5	pCi/L	*	amk

Arizona license number: AZ0102

Report Header Explanations

<i>Batch</i>	A distinct set of samples analyzed at a specific time
<i>Error(+/-)</i>	Calculated sample specific uncertainty
<i>Found</i>	Value of the QC Type of interest
<i>Limit</i>	Upper limit for RPD, in %.
<i>LCL</i>	Lower Control Limit, in % (except for LCSS, mg/Kg)
<i>LLD</i>	Calculated sample specific Lower Limit of Detection
<i>PCN/SCN</i>	A number assigned to reagents/standards to trace to the manufacturer's certificate of analysis
<i>PQL</i>	Practical Quantitation Limit
<i>QC</i>	True Value of the Control Sample or the amount added to the Spike
<i>Rec</i>	Amount of the true value or spike added recovered, in % (except for LCSS, mg/Kg)
<i>RER</i>	Relative Error Ratio, calculation used for Dup. QC taking into account the error factor.
<i>RPD</i>	Relative Percent Difference, calculation used for Duplicate QC Types
<i>UCL</i>	Upper Control Limit, in % (except for LCSS, mg/Kg)
<i>Sample</i>	Value of the Sample of interest

QC Sample Types

<i>DUP</i>	Sample Duplicate	<i>MS/MSD</i>	Matrix Spike/Matrix Spike Duplicate
<i>LCSS</i>	Laboratory Control Sample - Soil	<i>PBS</i>	Prep Blank - Soil
<i>LCSW</i>	Laboratory Control Sample - Water	<i>PBW</i>	Prep Blank - Water

QC Sample Type Explanations

Blanks	Verifies that there is no or minimal contamination in the prep method procedure.
Control Samples	Verifies the accuracy of the method, including the prep procedure.
Duplicates	Verifies the precision of the instrument and/or method.
Matrix Spikes	Determines sample matrix interferences, if any.

ACZ Qualifiers (Qual)

H	Analysis exceeded method hold time.
---	-------------------------------------

Method Prefix Reference

M	EPA methodology, including those under SDWA, CWA, and RCRA
SM	Standard Methods for the Examination of Water and Wastewater.
D	ASTM
RP	DOE
ESM	DOE/ESM

Comments

- (1) Solid matrices are reported on a dry weight basis.
- (2) Preparation method: "Method" indicates preparation defined in analytical method.
- (3) QC results calculated from raw data. Results may vary slightly if the rounded values are used in the calculations.
- (4) An asterisk in the "XQ" column indicates there is an extended qualifier and/or certification qualifier associated with the result.

For a complete list of ACZ's Extended Qualifiers, please click:

<https://acz.com/wp-content/uploads/2019/04/Ext-Qual-List.pdf>

Energy Fuels Resources (USA) Inc.

ACZ Project ID: **L66434**

NOTE: If the Rec% column is null, the high/low limits are in the same units as the result. If the Rec% column is not null, then the high/low limits are in % Rec.

Gross Alpha, dissolved M900.0 **Units: pCi/L**

ACZ ID	Type	Analyzed	PCN/SCN	QC	Sample	Error	LLD	Found	Error	LLD	Rec%	Lower	Upper	RPD/RER	Limit	Qual
WG521650																
WG521650PBW	PBW	06/30/21						-.14	0.38	0.75			1.5			
WG521650LCSWA	LCSW	06/30/21	PCN62436	100				120	9.2	1.3	120	67	144			
L66324-01MSA	MS	06/30/21	PCN62436	68.49	1.1	1.3	1.4	47	6.6	1.6	67	67	144			
L66324-01DUP	DUP-RER	06/30/21			1.1	1.3	1.4	2	1.7	1.5				0.42	2	
L66324-01DUP	DUP-RPD	06/30/21			1.1	1.3	1.4	2	1.7	1.5				58	20	RG
L66484-01DUP	DUP-RER	06/30/21			1	1.4	1.6	1.5	1.5	1.5				0.24	2	
L66484-01DUP	DUP-RPD	06/30/21			1	1.4	1.6	1.5	1.5	1.5				40	20	RG

Radium 226, dissolved M903.1 **Units: pCi/L**

ACZ ID	Type	Analyzed	PCN/SCN	QC	Sample	Error	LLD	Found	Error	LLD	Rec%	Lower	Upper	RPD/RER	Limit	Qual
WG521566																
WG521566PBW	PBW	06/28/21						.13	0.1	0.1			0.2			
WG521566LCSW	LCSW	06/28/21	PCN62879	20				18	0.63	0.09	90	43	148			
L66424-01DUP1	DUP-RPD	06/28/21			0.06	0.06	0.06	0	0.05	0.06				200	20	RG
L66424-01DUP1	DUP-RER	06/28/21			0.06	0.06	0.06	0	0.05	0.06				0.76	2	
L66434-01DUP2	DUP-RPD	06/28/21			14	0.44	0.08	16	0.48	0.09				13	20	
L66434-02MS	MS	06/28/21	PCN62879	20	17	0.5	0.1	36	0.75	0.11	95	43	148			



Laboratories, Inc.

2773 Downhill Drive Steamboat Springs, CO 80487 (800) 334-5493

**Radiochemistry QC
Summary**

Energy Fuels Resources (USA) Inc.

ACZ Project ID: **L66434**

NOTE: If the Rec% column is null, the high/low limits are in the same units as the result. If the Rec% column is not null, then the high/low limits are in % Rec.

Radium 228, dissolved M904.0

Units: pCi/L

ACZ ID	Type	Analyzed	PCN/SCN	QC	Sample	Error	LLD	Found	Error	LLD	Rec%	Lower	Upper	RPD/RER	Limit	Qual
WG524532																
L66434-01DUP	DUP-RER	08/12/21			1.1	0.97	2.3	.68	3.8	9.3				0.11	2	
WG524532LCSW	LCSW	08/12/21	PCN63356	9.56				9.8	1.3	0.9	102	47	123			
WG524532PBW	PBW	08/12/21						.1	0.43	0.45			0.9			
L66434-01DUP	DUP-RPD	08/12/21			1.1	0.97	2.3	.68	3.8	9.3				47	20	RG
L66590-03MS	MS	08/12/21	PCN63356	9.56	0.44	0.97	2.3	8.8	1.2	1.8	87	47	123			
L67415-01DUP	DUP-RER	08/12/21			1.8	0.47	0.41	1.9	1.2	1.1				0.08	2	
L67415-01DUP	DUP-RPD	08/12/21			1.8	0.47	0.41	1.9	1.2	1.1				5	20	

U-232

Eichrom ACW03

Units: %

ACZ ID	Type	Analyzed	PCN/SCN	QC	Sample	Error	LLD	Found	Error	LLD	Rec%	Lower	Upper	RPD/RER	Limit	Qual
WG522285																
WG522285PBW	PBW	07/14/21						73	130	30			60			
WG522285LCSW	LCSW	07/14/21	RC201222-11					58	130	30						
L66164-02MS	MS	07/14/21	RC201222-11		75	130	30	33	130	30						
L66434-01DUP	DUP-RPD	07/14/21			54	130	30	58	130	30				7	20	
L66434-01DUP	DUP-RPD	07/14/21			54	130	30	58	130	30					20	
L66434-01DUP	DUP-RER	07/14/21			54	130	30	58	130	30					20	
L66164-01DUP	DUP-RPD	07/15/21			51	130	30	64	130	30					20	
L66164-01DUP	DUP-RPD	07/15/21			51	130	30	64	130	30				23	20	
L66164-01DUP	DUP-RER	07/15/21			51	130	30	64	130	30					20	



Laboratories, Inc.

2773 Downhill Drive Steamboat Springs, CO 80487 (800) 334-5493

Radiochemistry QC Summary

Energy Fuels Resources (USA) Inc.

ACZ Project ID: **L66434**

NOTE: If the Rec% column is null, the high/low limits are in the same units as the result. If the Rec% column is not null, then the high/low limits are in % Rec.

U-234

Eichrom ACW03

Units: pCi/L

ACZ ID	Type	Analyzed	PCN/SCN	QC	Sample	Error	LLD	Found	Error	LLD	Rec%	Lower	Upper	RPD/RER	Limit	Qual
WG522285																
WG522285PBW	PBW	07/14/21				0.41	0.88	119	0.41	0.88			1.76			
WG522285LCSW	LCSW	07/14/21	RC201222-11	98		12	2.3	87.1	12	2.3	89	77	122			
L66164-02MS	MS	07/14/21	RC201222-11	98	8.5	2.2	0.32	108	17	4.2	102	77	122			
L66434-01DUP	DUP-RPD	07/14/21			172	22	3	148	19	2			15	20		
L66164-01DUP	DUP-RPD	07/15/21			9.83	2.8	0.47	12.5	3	1.7			24	20		RM
L66164-01DUP	DUP-RER	07/15/21			9.83	2.8	0.47	12.5	3	1.7			0.65	2		

U-235

Eichrom ACW03

Units: pCi/L

ACZ ID	Type	Analyzed	PCN/SCN	QC	Sample	Error	LLD	Found	Error	LLD	Rec%	Lower	Upper	RPD/RER	Limit	Qual
WG522285																
WG522285PBW	PBW	07/14/21				1.3	1.7	2.27	1.3	1.7			3.4			
WG522285LCSW	LCSW	07/14/21	RC201222-11	4.48		2.1	2.1	4.25	2.1	2.1	95	42	136			
L66164-02MS	MS	07/14/21	RC201222-11	4.48	0.728	0.7	0.39	3.56	2.7	3.5	63	42	136			
L66434-01DUP	DUP-RER	07/14/21			4.16	2.4	3	3.18	1.6	1.4			0.34	2		
L66434-01DUP	DUP-RPD	07/14/21			4.16	2.4	3	3.18	1.6	1.4			27	20		RG
L66164-01DUP	DUP-RPD	07/15/21			0.316	0.66	0.58	1.66	1.3	1.8			136	20		RG
L66164-01DUP	DUP-RER	07/15/21			0.316	0.66	0.58	1.66	1.3	1.8			0.92	2		

U-238

Eichrom ACW03

Units: pCi/L

ACZ ID	Type	Analyzed	PCN/SCN	QC	Sample	Error	LLD	Found	Error	LLD	Rec%	Lower	Upper	RPD/RER	Limit	Qual
WG522285																
WG522285PBW	PBW	07/14/21				1.7	2	3.26	1.7	2			4			
WG522285LCSW	LCSW	07/14/21	RC201222-11	97.5		12	2.4	88.4	12	2.4	91	87	124			
L66164-02MS	MS	07/14/21	RC201222-11	97.5	5.85	1.8	0.79	104	17	3.7	101	87	124			
L66434-01DUP	DUP-RPD	07/14/21			61.8	9.4	3.4	53.8	8.2	2.1			14	20		
L66164-01DUP	DUP-RPD	07/15/21			5.42	2	1.2	6.08	2	1.4			11	20		

Energy Fuels Resources (USA) Inc.

ACZ Project ID: **L66434**

ACZ ID	WORKNUM	PARAMETER	METHOD	QUAL	DESCRIPTION
L66434-01	WG521650	Gross Alpha, dissolved	M900.0	RG	Sample concentration is less than 5x LLD; RPD was not used for data validation. Replicate Error Ratio (RER) is less than 2. Precision judged to be in control.
	WG524532	Radium 228, dissolved	M904.0	RG	Sample concentration is less than 5x LLD; RPD was not used for data validation. Replicate Error Ratio (RER) is less than 2. Precision judged to be in control.
	WG522285	Uranium 234, dissolved	Eichrom ACW03	RM	For a water matrix, the duplicate precision assessment (RPD or RER) exceeded the control limit. High sediment, turbidity, or presence of an immiscible liquid attributed to non-homogeneity of the sample.
		Uranium 235, dissolved	Eichrom ACW03	RG	Sample concentration is less than 5x LLD; RPD was not used for data validation. Replicate Error Ratio (RER) is less than 2. Precision judged to be in control.
L66434-02	WG521650	Gross Alpha, dissolved	M900.0	RG	Sample concentration is less than 5x LLD; RPD was not used for data validation. Replicate Error Ratio (RER) is less than 2. Precision judged to be in control.
	WG522285	Uranium 234, dissolved	Eichrom ACW03	RM	For a water matrix, the duplicate precision assessment (RPD or RER) exceeded the control limit. High sediment, turbidity, or presence of an immiscible liquid attributed to non-homogeneity of the sample.
		Uranium 235, dissolved	Eichrom ACW03	RG	Sample concentration is less than 5x LLD; RPD was not used for data validation. Replicate Error Ratio (RER) is less than 2. Precision judged to be in control.

Energy Fuels Resources (USA) Inc.

ACZ Project ID: **L66434**

Radiochemistry

The following parameters are not offered for certification or are not covered by AZ certificate #AZ0102.

Uranium 234, dissolved	Eichrom ACW03
Uranium 235, dissolved	Eichrom ACW03
Uranium 238, dissolved	Eichrom ACW03

The following parameters are not offered for certification or are not covered by NELAC certificate #ACZ.

Uranium 234, dissolved	Eichrom ACW03
Uranium 235, dissolved	Eichrom ACW03
Uranium 238, dissolved	Eichrom ACW03

Energy Fuels Resources (USA) Inc.

ACZ Project ID: L66434

Date Received: 06/11/2021 09:49

Received By:

Date Printed: 6/14/2021

Receipt Verification

	YES	NO	NA
1) Is a foreign soil permit included for applicable samples?			X
2) Is the Chain of Custody form or other directive shipping papers present?	X		
3) Does this project require special handling procedures such as CLP protocol?		X	
4) Are any samples NRC licensable material?			X
5) If samples are received past hold time, proceed with requested short hold time analyses?	X		
6) Is the Chain of Custody form complete and accurate?	X		
7) Were any changes made to the Chain of Custody form prior to ACZ receiving the samples?	X		
A change was made in the Report to: Name section prior to ACZ custody.			
A change was made in the Report to: Name section prior to ACZ custody.			
A change was made in the Report to: Name section prior to ACZ custody.			

Samples/Containers

	YES	NO	NA
8) Are all containers intact and with no leaks?	X		
9) Are all labels on containers and are they intact and legible?	X		
10) Do the sample labels and Chain of Custody form match for Sample ID, Date, and Time?	X		
11) For preserved bottle types, was the pH checked and within limits? ¹	X		
12) Is there sufficient sample volume to perform all requested work?	X		
13) Is the custody seal intact on all containers?			X
14) Are samples that require zero headspace acceptable?			X
15) Are all sample containers appropriate for analytical requirements?	X		
16) Is there an Hg-1631 trip blank present?			X
17) Is there a VOA trip blank present?			X
18) Were all samples received within hold time?	X		

NA indicates Not Applicable

Chain of Custody Related Remarks

Client Contact Remarks

Shipping Containers

Cooler Id	Temp (°C)	Temp Criteria (°C)	Rad (µR/Hr)	Custody Seal Intact?
6303	5.7	<=6.0	15	Yes

Energy Fuels Resources (USA) Inc.

ACZ Project ID: L66434
Date Received: 06/11/2021 09:49
Received By:
Date Printed: 6/14/2021

Was ice present in the shipment container(s)?

Yes - Wet ice was present in the shipment container(s).

Client must contact an ACZ Project Manager if analysis should not proceed for samples received outside of their thermal preservation acceptance criteria.

¹ The preservation of the following bottle types is not checked at sample receipt: Orange (oil and grease), Purple (total cyanide), Pink (dissolved cyanide), Brown (arsenic speciation), Sterile (fecal coliform), EDTA (sulfite), HCl preserved vial (organics), Na₂S₂O₃ preserved vial (organics), and HG-1631 (total/dissolved mercury by method 1631).



Laboratories, Inc. L 66434

CHAIN of CUSTODY

2773 Downhill Drive Steamboat Springs, CO 80487 (800) 334-5493

Report to:

Name: Kathy Weinel
Company: Energy Fuels
E-mail: kweinel@energyfuels.com

Address: 225 Union Blvd. Suite 600
Lakewood, Co 80928
Telephone: 303-389-4134

Copy of Report to:

Name:
Company:

E-mail:
Telephone:

Invoice to:

Name: Kathy Weinel
Company: Energy Fuels
E-mail: kweinel@energyfuels.com

Address: 225 Union Blvd, Suite 600
Lakewood, Co 80928
Telephone: 303-389-4134

If sample(s) received past holding time (HT), or if insufficient HT remains to complete analysis before expiration, shall ACZ proceed with requested short HT analyses? YES [X] NO []

Are samples for SDWA Compliance Monitoring? Yes [] No [X]

If yes, please include state forms. Results will be reported to PQL for Colorado.

Sampler's Name: Matt Germansen Sampler's Site Information State AZ Zip code Time Zone

*Sampler's Signature: [Signature] I attest to the authenticity and validity of this sample. I understand that intentionally mislabeling the time/date/location or tampering with the sample in anyway is considered fraud and punishable by State Law.

PROJECT INFORMATION

ANALYSES REQUESTED (attach list or use quote number)

Quote #: Pinyon - Plain - Sump
PO#: B046835
Reporting state for compliance testing:
Check box if samples include NRC licensed material?

Table with columns for # of Containers and various analysis parameters. Contains handwritten 'See Quote' entries.

Table with columns for SAMPLE IDENTIFICATION, DATE:TIME, and Matrix. Contains handwritten entries for PPSump 2021 Q2.

Matrix SW (Surface Water) · GW (Ground Water) · WW (Waste Water) · DW (Drinking Water) · SL (Sludge) · SO (Soil) · OL (Oil) · Other (Specify)

REMARKS

See Quote Pinyon - Plain - Sump
Normal TAT
Please refer to ACZ's terms & conditions located on the reverse side of this COC.

RELINQUISHED BY: DATE:TIME RECEIVED BY: DATE:TIME

Matt Germansen 6/10/21: [Signature] 6/10/21 7:49

September 29, 2021

Report to:

Kathy Weinel

Energy Fuels Resources (USA) Inc.

225 Union Blvd. , Suite 600

Lakewood, CO 80228

Bill to:

Accounts Payable

Energy Fuels Resources (USA) Inc.

225 Union Blvd. , Suite 600

Lakewood, CO 80228

Project ID:

ACZ Project ID: L67644

Kathy Weinel:

Enclosed are the analytical results for sample(s) submitted to ACZ Laboratories, Inc. (ACZ) on August 06, 2021. This project has been assigned to ACZ's project number, L67644. Please reference this number in all future inquiries.

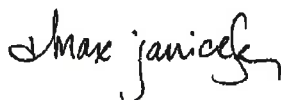
All analyses were performed according to ACZ's Quality Assurance Plan. The enclosed results relate only to the samples received under L67644. Each section of this report has been reviewed and approved by the appropriate Laboratory Supervisor, or a qualified substitute.

Except as noted, the test results for the methods and parameters listed on ACZ's current NELAC certificate letter (#ACZ) meet all requirements of NELAC.

This report shall be used or copied only in its entirety. ACZ is not responsible for the consequences arising from the use of a partial report.

All samples and sub-samples associated with this project will be disposed of after October 29, 2021. If the samples are determined to be hazardous, additional charges apply for disposal (typically \$11/sample). If you would like the samples to be held longer than ACZ's stated policy or to be returned, please contact your Project Manager or Customer Service Representative for further details and associated costs. ACZ retains analytical raw data reports for ten years.

If you have any questions or other needs, please contact your Project Manager.



Max Janicek has reviewed and approved this report.



Energy Fuels Resources (USA) Inc.
 Project ID:
 Sample ID: PP-SUMP-2021-Q3

ACZ Sample ID: **L67644-03**
 Date Sampled: 08/05/21 14:08
 Date Received: 08/06/21
 Sample Matrix: Groundwater

Inorganic Prep

Parameter	EPA Method	Dilution	Result	Qual	XQ	Units	MDL	PQL	Date	Analyst
Total Recoverable Digestion	M200.2 ICP								08/17/21 14:02	jlw
Total Recoverable Digestion	M200.2 ICP-MS								08/18/21 8:55	mfm

Metals Analysis

Parameter	EPA Method	Dilution	Result	Qual	XQ	Units	MDL	PQL	Date	Analyst
Antimony, total recoverable	M200.8 ICP-MS	1	0.00417			mg/L	0.0004	0.002	08/19/21 13:28	mfm
Arsenic, total recoverable	M200.8 ICP-MS	1	0.127			mg/L	0.0002	0.001	08/19/21 13:28	mfm
Barium, total recoverable	M200.7 ICP	1	0.0256	B		mg/L	0.007	0.035	08/18/21 10:42	kja
Beryllium, total recoverable	M200.8 ICP-MS	1	<0.00008	U		mg/L	0.00008	0.00025	08/19/21 13:28	mfm
Cadmium, total recoverable	M200.8 ICP-MS	1	0.000679			mg/L	0.00005	0.00025	08/19/21 13:28	mfm
Calcium, total recoverable	M200.7 ICP	1	109			mg/L	0.1	0.5	08/18/21 10:42	kja
Chromium, total recoverable	M200.7 ICP	1	<0.02	U		mg/L	0.02	0.05	08/18/21 10:42	kja
Copper, total recoverable	M200.7 ICP	1	0.016	B		mg/L	0.01	0.05	08/18/21 10:42	kja
Iron, total recoverable	M200.7 ICP	1	0.458			mg/L	0.06	0.15	08/18/21 10:42	kja
Lead, total recoverable	M200.8 ICP-MS	1	0.00079			mg/L	0.0001	0.0005	08/19/21 13:28	mfm
Magnesium, total recoverable	M200.7 ICP	1	60.6			mg/L	0.2	1	08/18/21 10:42	kja
Manganese, total recoverable	M200.7 ICP	1	0.027	B		mg/L	0.01	0.05	08/18/21 10:42	kja
Mercury, total	M245.1 CVAA	1	<0.0002	U	*	mg/L	0.0002	0.001	08/12/21 13:25	mlh
Nickel, total recoverable	M200.7 ICP	1	0.496			mg/L	0.008	0.04	08/18/21 10:42	kja
Potassium, total recoverable	M200.7 ICP	1	6.41			mg/L	0.2	1	08/18/21 10:42	kja
Selenium, total recoverable	M200.8 ICP-MS	1	0.00161			mg/L	0.0001	0.00025	08/24/21 18:07	bsu
Sodium, total recoverable	M200.7 ICP	1	25.8			mg/L	0.2	1	08/18/21 10:42	kja
Thallium, total recoverable	M200.8 ICP-MS	1	0.00150			mg/L	0.0001	0.0005	08/19/21 13:28	mfm
Uranium, total recoverable	M200.8 ICP-MS	1	0.208			mg/L	0.0001	0.0005	08/19/21 13:28	mfm
Vanadium, total recoverable	M200.7 ICP	1	<0.01	U		mg/L	0.01	0.025	08/18/21 15:41	ka
Zinc, total recoverable	M200.7 ICP	1	0.925			mg/L	0.02	0.05	08/18/21 10:42	kja

Energy Fuels Resources (USA) Inc.
 Project ID:
 Sample ID: PP-SUMP-2021-Q3

ACZ Sample ID: **L67644-03**
 Date Sampled: 08/05/21 14:08
 Date Received: 08/06/21
 Sample Matrix: Groundwater

Wet Chemistry

Parameter	EPA Method	Dilution	Result	Qual	XQ	Units	MDL	PQL	Date	Analyst
Alkalinity as CaCO3	SM2320B - Titration									
Bicarbonate as CaCO3		1	222			mg/L	2	20	08/18/21 0:00	eep
Carbonate as CaCO3		1	<2	U		mg/L	2	20	08/18/21 0:00	eep
Hydroxide as CaCO3		1	<2	U		mg/L	2	20	08/18/21 0:00	eep
Total Alkalinity		1	222			mg/L	2	20	08/18/21 0:00	eep
Conductivity @25C	SM2510B	1	1030			umhos/cm	1	10	08/16/21 22:14	jck
Fluoride	SM4500F-C	1	0.35		*	mg/L	0.15	0.35	08/24/21 13:18	eep
Nitrate/Nitrite as N	M353.2 - H2SO4 preserved	1	0.503			mg/L	0.02	0.1	08/21/21 1:35	pjb
pH (lab)	SM4500H+ B									
pH		1	8.2	H		units	0.1	0.1	08/18/21 0:00	eep
pH measured at		1	22.6			C	0.1	0.1	08/18/21 0:00	eep
Residue, Filterable (TDS) @180C	SM2540C	1	756			mg/L	20	40	08/11/21 17:19	scd
Sulfate	D516-02/-07/-11 - TURBIDIMETRIC	15	450		*	mg/L	15	75	08/26/21 8:01	wtc

Arizona license number: **AZ0102**

Report Header Explanations

<i>Batch</i>	A distinct set of samples analyzed at a specific time
<i>Found</i>	Value of the QC Type of interest
<i>Limit</i>	Upper limit for RPD, in %.
<i>Lower</i>	Lower Recovery Limit, in % (except for LCSS, mg/Kg)
<i>MDL</i>	Method Detection Limit. Same as Minimum Reporting Limit unless omitted or equal to the PQL (see comment #5). Allows for instrument and annual fluctuations.
<i>PCN/SCN</i>	A number assigned to reagents/standards to trace to the manufacturer's certificate of analysis
<i>PQL</i>	Practical Quantitation Limit. Synonymous with the EPA term "minimum level".
<i>QC</i>	True Value of the Control Sample or the amount added to the Spike
<i>Rec</i>	Recovered amount of the true value or spike added, in % (except for LCSS, mg/Kg)
<i>RPD</i>	Relative Percent Difference, calculation used for Duplicate QC Types
<i>Upper</i>	Upper Recovery Limit, in % (except for LCSS, mg/Kg)
<i>Sample</i>	Value of the Sample of interest

QC Sample Types

<i>AS</i>	Analytical Spike (Post Digestion)	<i>LCSWD</i>	Laboratory Control Sample - Water Duplicate
<i>ASD</i>	Analytical Spike (Post Digestion) Duplicate	<i>LFB</i>	Laboratory Fortified Blank
<i>CCB</i>	Continuing Calibration Blank	<i>LFM</i>	Laboratory Fortified Matrix
<i>CCV</i>	Continuing Calibration Verification standard	<i>LFMD</i>	Laboratory Fortified Matrix Duplicate
<i>DUP</i>	Sample Duplicate	<i>LRB</i>	Laboratory Reagent Blank
<i>ICB</i>	Initial Calibration Blank	<i>MS</i>	Matrix Spike
<i>ICV</i>	Initial Calibration Verification standard	<i>MSD</i>	Matrix Spike Duplicate
<i>ICSAB</i>	Inter-element Correction Standard - A plus B solutions	<i>PBS</i>	Prep Blank - Soil
<i>LCSS</i>	Laboratory Control Sample - Soil	<i>PBW</i>	Prep Blank - Water
<i>LCSSD</i>	Laboratory Control Sample - Soil Duplicate	<i>PQV</i>	Practical Quantitation Verification standard
<i>LCSW</i>	Laboratory Control Sample - Water	<i>SDL</i>	Serial Dilution

QC Sample Type Explanations

Blanks	Verifies that there is no or minimal contamination in the prep method or calibration procedure.
Control Samples	Verifies the accuracy of the method, including the prep procedure.
Duplicates	Verifies the precision of the instrument and/or method.
Spikes/Fortified Matrix	Determines sample matrix interferences, if any.
Standard	Verifies the validity of the calibration.

ACZ Qualifiers (Qual)

B	Analyte concentration detected at a value between MDL and PQL. The associated value is an estimated quantity.
H	Analysis exceeded method hold time. pH is a field test with an immediate hold time.
L	Target analyte response was below the laboratory defined negative threshold.
U	The material was analyzed for, but was not detected above the level of the associated value. The associated value is either the sample quantitation limit or the sample detection limit.

Method References

(1)	EPA 600/4-83-020. Methods for Chemical Analysis of Water and Wastes, March 1983.
(2)	EPA 600/R-93-100. Methods for the Determination of Inorganic Substances in Environmental Samples, August 1993.
(3)	EPA 600/R-94-111. Methods for the Determination of Metals in Environmental Samples - Supplement I, May 1994.
(4)	EPA SW-846. Test Methods for Evaluating Solid Waste.
(5)	Standard Methods for the Examination of Water and Wastewater.

Comments

(1)	QC results calculated from raw data. Results may vary slightly if the rounded values are used in the calculations.
(2)	Soil, Sludge, and Plant matrices for Inorganic analyses are reported on a dry weight basis.
(3)	Animal matrices for Inorganic analyses are reported on an "as received" basis.
(4)	An asterisk in the "XQ" column indicates there is an extended qualifier and/or certification qualifier associated with the result.
(5)	If the MDL equals the PQL or the MDL column is omitted, the PQL is the reporting limit.

For a complete list of ACZ's Extended Qualifiers, please click:

<https://acz.com/wp-content/uploads/2019/04/Ext-Qual-List.pdf>

Energy Fuels Resources (USA) Inc.

ACZ Project ID: **L67644**

NOTE: If the Rec% column is null, the high/low limits are in the same units as the result. If the Rec% column is not null, then the high/low limits are in % Rec.

Alkalinity as CaCO3

SM2320B - Titration

ACZ ID	Type	Analyzed	PCN/SCN	QC	Sample	Found	Units	Rec%	Lower	Upper	RPD	Limit	Qual
WG525448													
WG525448PBW1	PBW	08/17/21 20:44				4.4	mg/L		-20	20			
WG525448LCSW3	LCSW	08/17/21 21:04	WC210806-1	820.0001		804.2	mg/L	98	90	110			
WG525448LCSW6	LCSW	08/17/21 23:56	WC210806-1	820.0001		794.3	mg/L	97	90	110			
WG525448PBW2	PBW	08/18/21 0:03				U	mg/L		-20	20			
L67647-03DUP	DUP	08/18/21 2:30			107	121	mg/L				12	20	
WG525448LCSW9	LCSW	08/18/21 3:28	WC210806-1	820.0001		811.8	mg/L	99	90	110			
WG525448PBW3	PBW	08/18/21 3:35				U	mg/L		-20	20			
WG525448LCSW12	LCSW	08/18/21 7:04	WC210806-1	820.0001		819.4	mg/L	100	90	110			
WG525448PBW4	PBW	08/18/21 7:11				U	mg/L		-20	20			
WG525448LCSW15	LCSW	08/18/21 10:02	WC210806-1	820.0001		804.8	mg/L	98	90	110			

Antimony, dissolved

M200.8 ICP-MS

ACZ ID	Type	Analyzed	PCN/SCN	QC	Sample	Found	Units	Rec%	Lower	Upper	RPD	Limit	Qual
WG525689													
WG525689ICV	ICV	08/20/21 14:17	MS210727-2	.0201		.01893	mg/L	94	90	110			
WG525689ICB	ICB	08/20/21 14:19				U	mg/L		-0.00088	0.00088			
WG525689LFB	LFB	08/20/21 14:21	MS210727-5	.01		.01049	mg/L	105	85	115			
L67677-01AS	AS	08/20/21 14:32	MS210727-5	.01	U	.0082	mg/L	82	70	130			
L67677-01ASD	ASD	08/20/21 14:33	MS210727-5	.01	U	.00974	mg/L	97	70	130	17	20	

Antimony, total recoverable

M200.8 ICP-MS

ACZ ID	Type	Analyzed	PCN/SCN	QC	Sample	Found	Units	Rec%	Lower	Upper	RPD	Limit	Qual
WG525596													
WG525596ICV	ICV	08/19/21 13:17	MS210727-2	.0201		.01996	mg/L	99	90	110			
WG525596ICB	ICB	08/19/21 13:19				U	mg/L		-0.0012	0.0012			
WG525456LRB	LRB	08/19/21 13:21				U	mg/L		-0.00088	0.00088			
WG525456LFB	LFB	08/19/21 13:23	MS210727-5	.01		.01047	mg/L	105	85	115			
L67753-01LFM	LFM	08/19/21 13:32	MS210727-5	.01	U	.01055	mg/L	106	70	130			
L67753-01LFMD	LFMD	08/19/21 13:34	MS210727-5	.01	U	.01033	mg/L	103	70	130	2	20	

Arsenic, dissolved

M200.8 ICP-MS

ACZ ID	Type	Analyzed	PCN/SCN	QC	Sample	Found	Units	Rec%	Lower	Upper	RPD	Limit	Qual
WG525689													
WG525689ICV	ICV	08/20/21 14:17	MS210727-2	.05		.05136	mg/L	103	90	110			
WG525689ICB	ICB	08/20/21 14:19				U	mg/L		-0.00044	0.00044			
WG525689LFB	LFB	08/20/21 14:21	MS210727-5	.05005		.05224	mg/L	104	85	115			
L67677-01AS	AS	08/20/21 14:32	MS210727-5	.05005	U	.04925	mg/L	98	70	130			
L67677-01ASD	ASD	08/20/21 14:33	MS210727-5	.05005	U	.05474	mg/L	109	70	130	11	20	

Arsenic, total recoverable

M200.8 ICP-MS

ACZ ID	Type	Analyzed	PCN/SCN	QC	Sample	Found	Units	Rec%	Lower	Upper	RPD	Limit	Qual
WG525596													
WG525596ICV	ICV	08/19/21 13:17	MS210727-2	.05		.05091	mg/L	102	90	110			
WG525596ICB	ICB	08/19/21 13:19				U	mg/L		-0.0006	0.0006			
WG525456LRB	LRB	08/19/21 13:21				U	mg/L		-0.00044	0.00044			
WG525456LFB	LFB	08/19/21 13:23	MS210727-5	.05005		.04767	mg/L	95	85	115			
L67753-01LFM	LFM	08/19/21 13:32	MS210727-5	.05005	.00097	.04685	mg/L	92	70	130			
L67753-01LFMD	LFMD	08/19/21 13:34	MS210727-5	.05005	.00097	.04633	mg/L	91	70	130	1	20	

Energy Fuels Resources (USA) Inc.

ACZ Project ID: **L67644**

NOTE: If the Rec% column is null, the high/low limits are in the same units as the result. If the Rec% column is not null, then the high/low limits are in % Rec.

Barium, dissolved M200.7 ICP

ACZ ID	Type	Analyzed	PCN/SCN	QC	Sample	Found	Units	Rec%	Lower	Upper	RPD	Limit	Qual
WG525425													
WG525425ICV	ICV	08/17/21 15:48	II210803-4	2		2.03	mg/L	102	95	105			
WG525425ICB	ICB	08/17/21 15:54				U	mg/L		-0.021	0.021			
WG525425LFB	LFB	08/17/21 16:06	II210810-2	.5		.5047	mg/L	101	85	115			
L67781-01AS	AS	08/17/21 16:16	II210810-2	.5	.039	.5368	mg/L	100	85	115			
L67781-01ASD	ASD	08/17/21 16:19	II210810-2	.5	.039	.5418	mg/L	101	85	115	1	20	

Barium, total recoverable M200.7 ICP

ACZ ID	Type	Analyzed	PCN/SCN	QC	Sample	Found	Units	Rec%	Lower	Upper	RPD	Limit	Qual
WG525473													
WG525473ICV	ICV	08/18/21 9:38	II210803-4	2		1.9972	mg/L	100	95	105			
WG525473ICB	ICB	08/18/21 9:44				U	mg/L		-0.021	0.021			
WG525376LRB	LRB	08/18/21 9:56				U	mg/L		-0.0154	0.0154			
WG525376LFB	LFB	08/18/21 9:59	II210810-2	.5		.4842	mg/L	97	85	115			
L67644-03LFM	LFM	08/18/21 10:45	II210810-2	.5	.0256	.5175	mg/L	98	70	130			
L67644-03LFMD	LFMD	08/18/21 10:48	II210810-2	.5	.0256	.5226	mg/L	99	70	130	1	20	
L67740-05LFM	LFM	08/18/21 11:16	II210810-2	.5	.105	.621	mg/L	103	70	130			
L67740-05LFMD	LFMD	08/18/21 11:19	II210810-2	.5	.105	.6222	mg/L	103	70	130	0	20	

Beryllium, dissolved M200.8 ICP-MS

ACZ ID	Type	Analyzed	PCN/SCN	QC	Sample	Found	Units	Rec%	Lower	Upper	RPD	Limit	Qual
WG525689													
WG525689ICV	ICV	08/20/21 14:17	MS210727-2	.05		.051494	mg/L	103	90	110			
WG525689ICB	ICB	08/20/21 14:19				U	mg/L		-0.000176	0.000176			
WG525689LFB	LFB	08/20/21 14:21	MS210727-5	.05005		.051897	mg/L	104	85	115			
L67677-01AS	AS	08/20/21 14:32	MS210727-5	.05005	U	.049927	mg/L	100	70	130			
L67677-01ASD	ASD	08/20/21 14:33	MS210727-5	.05005	U	.054683	mg/L	109	70	130	9	20	

Beryllium, total recoverable M200.8 ICP-MS

ACZ ID	Type	Analyzed	PCN/SCN	QC	Sample	Found	Units	Rec%	Lower	Upper	RPD	Limit	Qual
WG525596													
WG525596ICV	ICV	08/19/21 13:17	MS210727-2	.05		.054695	mg/L	109	90	110			
WG525596ICB	ICB	08/19/21 13:19				U	mg/L		-0.00024	0.00024			
WG525456LRB	LRB	08/19/21 13:21				U	mg/L		-0.000176	0.000176			
WG525456LFB	LFB	08/19/21 13:23	MS210727-5	.05005		.049977	mg/L	100	85	115			
L67753-01LFM	LFM	08/19/21 13:32	MS210727-5	.05005	.000106	.045569	mg/L	91	70	130			
L67753-01LFMD	LFMD	08/19/21 13:34	MS210727-5	.05005	.000106	.044978	mg/L	90	70	130	1	20	

Cadmium, dissolved M200.8 ICP-MS

ACZ ID	Type	Analyzed	PCN/SCN	QC	Sample	Found	Units	Rec%	Lower	Upper	RPD	Limit	Qual
WG525689													
WG525689ICV	ICV	08/20/21 14:17	MS210727-2	.05		.052446	mg/L	105	90	110			
WG525689ICB	ICB	08/20/21 14:19				U	mg/L		-0.00011	0.00011			
WG525689LFB	LFB	08/20/21 14:21	MS210727-5	.05005		.052301	mg/L	104	85	115			
L67677-01AS	AS	08/20/21 14:32	MS210727-5	.05005	U	.048608	mg/L	97	70	130			
L67677-01ASD	ASD	08/20/21 14:33	MS210727-5	.05005	U	.054041	mg/L	108	70	130	11	20	

Energy Fuels Resources (USA) Inc.

ACZ Project ID: **L67644**

NOTE: If the Rec% column is null, the high/low limits are in the same units as the result. If the Rec% column is not null, then the high/low limits are in % Rec.

Cadmium, total recoverable M200.8 ICP-MS

ACZ ID	Type	Analyzed	PCN/SCN	QC	Sample	Found	Units	Rec%	Lower	Upper	RPD	Limit	Qual
WG525596													
WG525596ICV	ICV	08/19/21 13:17	MS210727-2	.05		.054012	mg/L	108	90	110			
WG525596ICB	ICB	08/19/21 13:19				U	mg/L		-0.00015	0.00015			
WG525456LRB	LRB	08/19/21 13:21				U	mg/L		-0.00011	0.00011			
WG525456LFB	LFB	08/19/21 13:23	MS210727-5	.05005		.049326	mg/L	99	85	115			
L67753-01LFM	LFM	08/19/21 13:32	MS210727-5	.05005	.000088	.047583	mg/L	95	70	130			
L67753-01LFMD	LFMD	08/19/21 13:34	MS210727-5	.05005	.000088	.046989	mg/L	94	70	130	1	20	

Calcium, dissolved M200.7 ICP

ACZ ID	Type	Analyzed	PCN/SCN	QC	Sample	Found	Units	Rec%	Lower	Upper	RPD	Limit	Qual
WG525425													
WG525425ICV	ICV	08/17/21 15:48	II210803-4	100		100.08	mg/L	100	95	105			
WG525425ICB	ICB	08/17/21 15:54				U	mg/L		-0.3	0.3			
WG525425LFB	LFB	08/17/21 16:06	II210810-2	67.99734		71.1	mg/L	105	85	115			
L67781-01AS	AS	08/17/21 16:16	II210810-2	67.99734	44.9	113.4	mg/L	101	85	115			
L67781-01ASD	ASD	08/17/21 16:19	II210810-2	67.99734	44.9	114	mg/L	102	85	115	1	20	

Calcium, total recoverable M200.7 ICP

ACZ ID	Type	Analyzed	PCN/SCN	QC	Sample	Found	Units	Rec%	Lower	Upper	RPD	Limit	Qual
WG525473													
WG525473ICV	ICV	08/18/21 9:38	II210803-4	100		98.04	mg/L	98	95	105			
WG525473ICB	ICB	08/18/21 9:44				U	mg/L		-0.3	0.3			
WG525376LRB	LRB	08/18/21 9:56				U	mg/L		-0.22	0.22			
WG525376LFB	LFB	08/18/21 9:59	II210810-2	67.99734		66.28	mg/L	97	85	115			
L67644-03LFM	LFM	08/18/21 10:45	II210810-2	67.99734	109	172.8	mg/L	94	70	130			
L67644-03LFMD	LFMD	08/18/21 10:48	II210810-2	67.99734	109	173.9	mg/L	95	70	130	1	20	
L67740-05LFM	LFM	08/18/21 11:16	II210810-2	67.99734	76.1	143.5	mg/L	99	70	130			
L67740-05LFMD	LFMD	08/18/21 11:19	II210810-2	67.99734	76.1	142.9	mg/L	98	70	130	0	20	

Chromium, dissolved M200.7 ICP

ACZ ID	Type	Analyzed	PCN/SCN	QC	Sample	Found	Units	Rec%	Lower	Upper	RPD	Limit	Qual
WG525425													
WG525425ICV	ICV	08/17/21 15:48	II210803-4	2		2.006	mg/L	100	95	105			
WG525425ICB	ICB	08/17/21 15:54				U	mg/L		-0.06	0.06			
WG525425LFB	LFB	08/17/21 16:06	II210810-2	.502		.514	mg/L	102	85	115			
L67781-01AS	AS	08/17/21 16:16	II210810-2	.502	U	.516	mg/L	103	85	115			
L67781-01ASD	ASD	08/17/21 16:19	II210810-2	.502	U	.521	mg/L	104	85	115	1	20	

Chromium, total recoverable M200.7 ICP

ACZ ID	Type	Analyzed	PCN/SCN	QC	Sample	Found	Units	Rec%	Lower	Upper	RPD	Limit	Qual
WG525473													
WG525473ICV	ICV	08/18/21 9:38	II210803-4	2		1.997	mg/L	100	95	105			
WG525473ICB	ICB	08/18/21 9:44				U	mg/L		-0.06	0.06			
WG525376LRB	LRB	08/18/21 9:56				U	mg/L		-0.044	0.044			
WG525376LFB	LFB	08/18/21 9:59	II210810-2	.502		.512	mg/L	102	85	115			
L67644-03LFM	LFM	08/18/21 10:45	II210810-2	.502	U	.513	mg/L	102	70	130			
L67644-03LFMD	LFMD	08/18/21 10:48	II210810-2	.502	U	.515	mg/L	103	70	130	0	20	
L67740-05LFM	LFM	08/18/21 11:16	II210810-2	.502	U	.541	mg/L	108	70	130			
L67740-05LFMD	LFMD	08/18/21 11:19	II210810-2	.502	U	.543	mg/L	108	70	130	0	20	

Energy Fuels Resources (USA) Inc.

ACZ Project ID: **L67644**

NOTE: If the Rec% column is null, the high/low limits are in the same units as the result. If the Rec% column is not null, then the high/low limits are in % Rec.

Conductivity @25C SM2510B

ACZ ID	Type	Analyzed	PCN/SCN	QC	Sample	Found	Units	Rec%	Lower	Upper	RPD	Limit	Qual
WG525366													
WG525366LCSW2	LCSW	08/16/21 20:55	PCN62852	1410		1367	umhos/cm	97	90	110			
L67647-02DUP	DUP	08/16/21 22:42			252	252	umhos/cm				0	20	
WG525366LCSW5	LCSW	08/17/21 0:46	PCN62852	1410		1360	umhos/cm	96	90	110			
WG525366LCSW8	LCSW	08/17/21 3:56	PCN62852	1410		1353	umhos/cm	96	90	110			
WG525366LCSW11	LCSW	08/17/21 6:53	PCN62852	1410		1342	umhos/cm	95	90	110			
WG525366LCSW14	LCSW	08/17/21 10:46	PCN62852	1410		1339	umhos/cm	95	90	110			

Copper, total recoverable M200.7 ICP

ACZ ID	Type	Analyzed	PCN/SCN	QC	Sample	Found	Units	Rec%	Lower	Upper	RPD	Limit	Qual
WG525473													
WG525473ICV	ICV	08/18/21 9:38	II210803-4	2		1.925	mg/L	96	95	105			
WG525473ICB	ICB	08/18/21 9:44				U	mg/L		-0.03	0.03			
WG525376LRB	LRB	08/18/21 9:56				U	mg/L		-0.022	0.022			
WG525376LFB	LFB	08/18/21 9:59	II210810-2	.5		.481	mg/L	96	85	115			
L67644-03LFM	LFM	08/18/21 10:45	II210810-2	.5	.016	.503	mg/L	97	70	130			
L67644-03LFMD	LFMD	08/18/21 10:48	II210810-2	.5	.016	.506	mg/L	98	70	130	1	20	
L67740-05LFM	LFM	08/18/21 11:16	II210810-2	.5	U	.511	mg/L	102	70	130			
L67740-05LFMD	LFMD	08/18/21 11:19	II210810-2	.5	U	.513	mg/L	103	70	130	0	20	

Fluoride SM4500F-C

ACZ ID	Type	Analyzed	PCN/SCN	QC	Sample	Found	Units	Rec%	Lower	Upper	RPD	Limit	Qual
WG525837													
WG525837ICV	ICV	08/24/21 12:50	WC210819-7	2.002		2.19	mg/L	109	90	110			
WG525837ICB	ICB	08/24/21 12:54				U	mg/L		-0.3	0.3			
WG525837LFB1	LFB	08/24/21 13:02	WC210803-9	5.02		5.43	mg/L	108	90	110			
L67719-02AS	AS	08/24/21 13:45	WC210803-9	5.02	U	5.48	mg/L	109	90	110			
L67719-02ASD	ASD	08/24/21 13:53	WC210803-9	5.02	U	5.56	mg/L	111	90	110	1	20	MA
WG525837LFB3	LFB	08/24/21 16:47	WC210803-9	5.02		5.12	mg/L	102	90	110			

Iron, total recoverable M200.7 ICP

ACZ ID	Type	Analyzed	PCN/SCN	QC	Sample	Found	Units	Rec%	Lower	Upper	RPD	Limit	Qual
WG525473													
WG525473ICV	ICV	08/18/21 9:38	II210803-4	2		1.952	mg/L	98	95	105			
WG525473ICB	ICB	08/18/21 9:44				U	mg/L		-0.18	0.18			
WG525376LRB	LRB	08/18/21 9:56				U	mg/L		-0.132	0.132			
WG525376LFB	LFB	08/18/21 9:59	II210810-2	1.0001		.978	mg/L	98	85	115			
L67644-03LFM	LFM	08/18/21 10:45	II210810-2	1.0001	.458	1.439	mg/L	98	70	130			
L67644-03LFMD	LFMD	08/18/21 10:48	II210810-2	1.0001	.458	1.439	mg/L	98	70	130	0	20	
L67740-05LFM	LFM	08/18/21 11:16	II210810-2	1.0001	1.97	2.974	mg/L	109	70	130			
L67740-05LFMD	LFMD	08/18/21 11:19	II210810-2	1.0001	1.97	2.921	mg/L	104	70	130	2	20	

Energy Fuels Resources (USA) Inc.

ACZ Project ID: **L67644**

NOTE: If the Rec% column is null, the high/low limits are in the same units as the result. If the Rec% column is not null, then the high/low limits are in % Rec.

Lead, dissolved		M200.8 ICP-MS											
ACZ ID	Type	Analyzed	PCN/SCN	QC	Sample	Found	Units	Rec%	Lower	Upper	RPD	Limit	Qual
WG525689													
WG525689ICV	ICV	08/20/21 14:17	MS210727-2	.05		.05092	mg/L	102	90	110			
WG525689ICB	ICB	08/20/21 14:19				U	mg/L		-0.00022	0.00022			
WG525689LFB	LFB	08/20/21 14:21	MS210727-5	.05005		.05223	mg/L	104	85	115			
L67677-01AS	AS	08/20/21 14:32	MS210727-5	.05005	U	.04842	mg/L	97	70	130			
L67677-01ASD	ASD	08/20/21 14:33	MS210727-5	.05005	U	.05342	mg/L	107	70	130	10	20	

Lead, total recoverable		M200.8 ICP-MS											
ACZ ID	Type	Analyzed	PCN/SCN	QC	Sample	Found	Units	Rec%	Lower	Upper	RPD	Limit	Qual
WG525596													
WG525596ICV	ICV	08/19/21 13:17	MS210727-2	.05		.05473	mg/L	109	90	110			
WG525596ICB	ICB	08/19/21 13:19				U	mg/L		-0.0003	0.0003			
WG525456LRB	LRB	08/19/21 13:21				U	mg/L		-0.00022	0.00022			
WG525456LFB	LFB	08/19/21 13:23	MS210727-5	.05005		.04749	mg/L	95	85	115			
L67753-01LFM	LFM	08/19/21 13:32	MS210727-5	.05005	.00087	.04901	mg/L	96	70	130			
L67753-01LFMD	LFMD	08/19/21 13:34	MS210727-5	.05005	.00087	.04925	mg/L	97	70	130	0	20	

Magnesium, dissolved		M200.7 ICP											
ACZ ID	Type	Analyzed	PCN/SCN	QC	Sample	Found	Units	Rec%	Lower	Upper	RPD	Limit	Qual
WG525425													
WG525425ICV	ICV	08/17/21 15:48	II210803-4	100		96.9	mg/L	97	95	105			
WG525425ICB	ICB	08/17/21 15:54				U	mg/L		-0.6	0.6			
WG525425LFB	LFB	08/17/21 16:06	II210810-2	50.00074		49.86	mg/L	100	85	115			
L67781-01AS	AS	08/17/21 16:16	II210810-2	50.00074	10	59.08	mg/L	98	85	115			
L67781-01ASD	ASD	08/17/21 16:19	II210810-2	50.00074	10	59.46	mg/L	99	85	115	1	20	

Magnesium, total recoverable		M200.7 ICP											
ACZ ID	Type	Analyzed	PCN/SCN	QC	Sample	Found	Units	Rec%	Lower	Upper	RPD	Limit	Qual
WG525473													
WG525473ICV	ICV	08/18/21 9:38	II210803-4	100		94.79	mg/L	95	95	105			
WG525473ICB	ICB	08/18/21 9:44				U	mg/L		-0.6	0.6			
WG525376LRB	LRB	08/18/21 9:56				U	mg/L		-0.44	0.44			
WG525376LFB	LFB	08/18/21 9:59	II210810-2	50.00074		46.42	mg/L	93	85	115			
L67644-03LFM	LFM	08/18/21 10:45	II210810-2	50.00074	60.6	106.5	mg/L	92	70	130			
L67644-03LFMD	LFMD	08/18/21 10:48	II210810-2	50.00074	60.6	107	mg/L	93	70	130	0	20	
L67740-05LFM	LFM	08/18/21 11:16	II210810-2	50.00074	14.4	61.98	mg/L	95	70	130			
L67740-05LFMD	LFMD	08/18/21 11:19	II210810-2	50.00074	14.4	61.93	mg/L	95	70	130	0	20	

Manganese, total recoverable		M200.7 ICP											
ACZ ID	Type	Analyzed	PCN/SCN	QC	Sample	Found	Units	Rec%	Lower	Upper	RPD	Limit	Qual
WG525473													
WG525473ICV	ICV	08/18/21 9:38	II210803-4	2		1.928	mg/L	96	95	105			
WG525473ICB	ICB	08/18/21 9:44				U	mg/L		-0.03	0.03			
WG525376LRB	LRB	08/18/21 9:56				U	mg/L		-0.022	0.022			
WG525376LFB	LFB	08/18/21 9:59	II210810-2	.5005		.484	mg/L	97	85	115			
L67644-03LFM	LFM	08/18/21 10:45	II210810-2	.5005	.027	.508	mg/L	96	70	130			
L67644-03LFMD	LFMD	08/18/21 10:48	II210810-2	.5005	.027	.514	mg/L	97	70	130	1	20	
L67740-05LFM	LFM	08/18/21 11:16	II210810-2	.5005	.108	.611	mg/L	100	70	130			
L67740-05LFMD	LFMD	08/18/21 11:19	II210810-2	.5005	.108	.61	mg/L	100	70	130	0	20	

Energy Fuels Resources (USA) Inc.

ACZ Project ID: **L67644**

NOTE: If the Rec% column is null, the high/low limits are in the same units as the result. If the Rec% column is not null, then the high/low limits are in % Rec.

Mercury, dissolved M245.1 CVAA

ACZ ID	Type	Analyzed	PCN/SCN	QC	Sample	Found	Units	Rec%	Lower	Upper	RPD	Limit	Qual
WG525142													
WG525142ICV	ICV	08/12/21 13:06	HG210805-3	.00501		.00491	mg/L	98	95	105			
WG525142ICB	ICB	08/12/21 13:07				U	mg/L		-0.0002	0.0002			
WG525143													
WG525143LRB	LRB	08/12/21 13:42				U	mg/L		-0.00044	0.00044			
WG525143LFB	LFB	08/12/21 13:43	HG210805-6	.002002		.00177	mg/L	88	85	115			
L67644-01LFM	LFM	08/12/21 13:58	HG210805-6	.002002	U	.00164	mg/L	82	85	115			M2
L67644-01LFMD	LFMD	08/12/21 13:59	HG210805-6	.002002	U	.00162	mg/L	81	85	115	1	20	M2

Mercury, total M245.1 CVAA

ACZ ID	Type	Analyzed	PCN/SCN	QC	Sample	Found	Units	Rec%	Lower	Upper	RPD	Limit	Qual
WG525142													
WG525142ICV	ICV	08/12/21 13:06	HG210805-3	.00501		.00491	mg/L	98	95	105			
WG525142ICB	ICB	08/12/21 13:07				U	mg/L		-0.0002	0.0002			
WG525142LRB	LRB	08/12/21 13:08				U	mg/L		-0.00044	0.00044			
WG525142LFB	LFB	08/12/21 13:09	HG210805-6	.002002		.0019	mg/L	95	85	115			
L67736-03LFM	LFM	08/12/21 13:35	HG210805-6	.002002	U	.00169	mg/L	84	85	115			MA
L67736-03LFMD	LFMD	08/12/21 13:36	HG210805-6	.002002	U	.00176	mg/L	88	85	115	4	20	

Nickel, dissolved M200.7 ICP

ACZ ID	Type	Analyzed	PCN/SCN	QC	Sample	Found	Units	Rec%	Lower	Upper	RPD	Limit	Qual
WG525425													
WG525425ICV	ICV	08/17/21 15:48	II210803-4	2		1.9498	mg/L	97	95	105			
WG525425ICB	ICB	08/17/21 15:54				U	mg/L		-0.024	0.024			
WG525425LFB	LFB	08/17/21 16:06	II210810-2	.5		.4985	mg/L	100	85	115			
L67781-01AS	AS	08/17/21 16:16	II210810-2	.5	U	.5021	mg/L	100	85	115			
L67781-01ASD	ASD	08/17/21 16:19	II210810-2	.5	U	.5039	mg/L	101	85	115	0	20	

Nickel, total recoverable M200.7 ICP

ACZ ID	Type	Analyzed	PCN/SCN	QC	Sample	Found	Units	Rec%	Lower	Upper	RPD	Limit	Qual
WG525473													
WG525473ICV	ICV	08/18/21 9:38	II210803-4	2		1.9142	mg/L	96	95	105			
WG525473ICB	ICB	08/18/21 9:44				U	mg/L		-0.024	0.024			
WG525376LRB	LRB	08/18/21 9:56				U	mg/L		-0.0176	0.0176			
WG525376LFB	LFB	08/18/21 9:59	II210810-2	.5		.4758	mg/L	95	85	115			
L67644-03LFM	LFM	08/18/21 10:45	II210810-2	.5	.496	.9524	mg/L	91	70	130			
L67644-03LFMD	LFMD	08/18/21 10:48	II210810-2	.5	.496	.9512	mg/L	91	70	130	0	20	
L67740-05LFM	LFM	08/18/21 11:16	II210810-2	.5	U	.4829	mg/L	97	70	130			
L67740-05LFMD	LFMD	08/18/21 11:19	II210810-2	.5	U	.4816	mg/L	96	70	130	0	20	

Energy Fuels Resources (USA) Inc.

ACZ Project ID: **L67644**

NOTE: If the Rec% column is null, the high/low limits are in the same units as the result. If the Rec% column is not null, then the high/low limits are in % Rec.

Nitrate/Nitrite as N

M353.2 - H2SO4 preserved

ACZ ID	Type	Analyzed	PCN/SCN	QC	Sample	Found	Units	Rec%	Lower	Upper	RPD	Limit	Qual
WG525713													
WG525713ICV	ICV	08/21/21 0:10	WI210603-7	2,416		2,308	mg/L	96	90	110			
WG525713ICB	ICB	08/21/21 0:11				U	mg/L		-0.02	0,02			
WG525716													
WG525716LFB	LFB	08/21/21 1:26	WI210331-13	2		2,015	mg/L	101	90	110			
L67612-01AS	AS	08/21/21 1:28	WI210331-13	2	1,37	3,268	mg/L	95	90	110			
L67613-01DUP	DUP	08/21/21 1:31			3,72	3,742	mg/L				1	20	

pH (lab)

SM4500H+ B

ACZ ID	Type	Analyzed	PCN/SCN	QC	Sample	Found	Units	Rec%	Lower	Upper	RPD	Limit	Qual
WG525448													
WG525448LCSW1	LCSW	08/17/21 20:48	PCN62948	6		6	units	100	5.9	6.1			
WG525448LCSW4	LCSW	08/17/21 23:43	PCN62948	6		6.1	units	102	5.9	6.1			
L67647-03DUP	DUP	08/18/21 2:30			8.4	8.4	units				0	20	
WG525448LCSW7	LCSW	08/18/21 3:14	PCN62948	6		6.1	units	102	5.9	6.1			
WG525448LCSW10	LCSW	08/18/21 6:49	PCN62948	6		6.1	units	102	5.9	6.1			
WG525448LCSW13	LCSW	08/18/21 9:48	PCN62948	6		6.1	units	102	5.9	6.1			

Potassium, dissolved

M200.7 ICP

ACZ ID	Type	Analyzed	PCN/SCN	QC	Sample	Found	Units	Rec%	Lower	Upper	RPD	Limit	Qual
WG525425													
WG525425ICV	ICV	08/17/21 15:48	II210803-4	20		19.9	mg/L	100	95	105			
WG525425ICB	ICB	08/17/21 15:54				U	mg/L		-0.6	0.6			
WG525425LFB	LFB	08/17/21 16:06	II210810-2	99,99574		102	mg/L	102	85	115			
L67781-01AS	AS	08/17/21 16:16	II210810-2	99,99574	13.4	114.2	mg/L	101	85	115			
L67781-01ASD	ASD	08/17/21 16:19	II210810-2	99,99574	13.4	114.7	mg/L	101	85	115	0	20	

Potassium, total recoverable

M200.7 ICP

ACZ ID	Type	Analyzed	PCN/SCN	QC	Sample	Found	Units	Rec%	Lower	Upper	RPD	Limit	Qual
WG525473													
WG525473ICV	ICV	08/18/21 9:38	II210803-4	20		19.45	mg/L	97	95	105			
WG525473ICB	ICB	08/18/21 9:44				U	mg/L		-0.6	0.6			
WG525376LRB	LRB	08/18/21 9:56				U	mg/L		-0.44	0.44			
WG525376LFB	LFB	08/18/21 9:59	II210810-2	99,99574		95.14	mg/L	95	85	115			
L67644-03LFM	LFM	08/18/21 10:45	II210810-2	99,99574	6.41	103.9	mg/L	97	70	130			
L67644-03LFMD	LFMD	08/18/21 10:48	II210810-2	99,99574	6.41	104.7	mg/L	98	70	130	1	20	
L67740-05LFM	LFM	08/18/21 11:16	II210810-2	99,99574	2.78	103.9	mg/L	101	70	130			
L67740-05LFMD	LFMD	08/18/21 11:19	II210810-2	99,99574	2.78	104.4	mg/L	102	70	130	0	20	

Residue, Filterable (TDS) @180C

SM2540C

ACZ ID	Type	Analyzed	PCN/SCN	QC	Sample	Found	Units	Rec%	Lower	Upper	RPD	Limit	Qual
WG525132													
WG525132PBW	PBW	08/11/21 17:00				U	mg/L		-20	20			
WG525132LCSW	LCSW	08/11/21 17:01	PCN63560	1000		996	mg/L	100	80	120			
L67644-03DUP	DUP	08/11/21 17:20			756	758	mg/L				0	10	

Energy Fuels Resources (USA) Inc.

ACZ Project ID: **L67644**

NOTE: If the Rec% column is null, the high/low limits are in the same units as the result. If the Rec% column is not null, then the high/low limits are in % Rec.

Selenium, dissolved													M200.8 ICP-MS	
ACZ ID	Type	Analyzed	PCN/SCN	QC	Sample	Found	Units	Rec%	Lower	Upper	RPD	Limit	Qual	
WG525689														
WG525689ICV	ICV	08/20/21 14:17	MS210727-2	.05		.05129	mg/L	103	90	110				
WG525689ICB	ICB	08/20/21 14:19				U	mg/L		-0.00022	0.00022				
WG525689LFB	LFB	08/20/21 14:21	MS210727-5	.05		.05159	mg/L	103	85	115				
L67677-01AS	AS	08/20/21 14:32	MS210727-5	.05	U	.04965	mg/L	99	70	130				
L67677-01ASD	ASD	08/20/21 14:33	MS210727-5	.05	U	.05532	mg/L	111	70	130	11	20		
Selenium, total recoverable														
Selenium, total recoverable													M200.8 ICP-MS	
ACZ ID	Type	Analyzed	PCN/SCN	QC	Sample	Found	Units	Rec%	Lower	Upper	RPD	Limit	Qual	
WG525866														
WG525866ICV	ICV	08/24/21 17:58	MS210727-2	.05		.05203	mg/L	104	90	110				
WG525866ICB	ICB	08/24/21 18:00				U	mg/L		-0.0003	0.0003				
WG525456LRB	LRB	08/24/21 18:02				U	mg/L		-0.00022	0.00022				
WG525456LFB	LFB	08/24/21 18:04	MS210727-5	.05		.04548	mg/L	91	85	115				
L67753-01LFM	LFM	08/24/21 18:11	MS210727-5	.05	.00174	.04656	mg/L	90	70	130				
L67753-01LFMD	LFMD	08/24/21 18:13	MS210727-5	.05	.00174	.04621	mg/L	89	70	130	1	20		
Sodium, dissolved														
Sodium, dissolved													M200.7 ICP	
ACZ ID	Type	Analyzed	PCN/SCN	QC	Sample	Found	Units	Rec%	Lower	Upper	RPD	Limit	Qual	
WG525425														
WG525425ICV	ICV	08/17/21 15:48	II210803-4	100		100.52	mg/L	101	95	105				
WG525425ICB	ICB	08/17/21 15:54				U	mg/L		-0.6	0.6				
WG525425LFB	LFB	08/17/21 16:06	II210810-2	100,0109		102.8	mg/L	103	85	115				
L67781-01AS	AS	08/17/21 16:16	II210810-2	100,0109	77	174.3	mg/L	97	85	115				
L67781-01ASD	ASD	08/17/21 16:19	II210810-2	100,0109	77	178.1	mg/L	101	85	115	2	20		
Sodium, total recoverable														
Sodium, total recoverable													M200.7 ICP	
ACZ ID	Type	Analyzed	PCN/SCN	QC	Sample	Found	Units	Rec%	Lower	Upper	RPD	Limit	Qual	
WG525473														
WG525473ICV	ICV	08/18/21 9:38	II210803-4	100		98.75	mg/L	99	95	105				
WG525473ICB	ICB	08/18/21 9:44				U	mg/L		-0.6	0.6				
WG525376LRB	LRB	08/18/21 9:56				U	mg/L		-0.44	0.44				
WG525376LFB	LFB	08/18/21 9:59	II210810-2	100,0109		97.04	mg/L	97	85	115				
L67644-03LFM	LFM	08/18/21 10:45	II210810-2	100,0109	25.8	125.1	mg/L	99	70	130				
L67644-03LFMD	LFMD	08/18/21 10:48	II210810-2	100,0109	25.8	126.4	mg/L	101	70	130	1	20		
L67740-05LFM	LFM	08/18/21 11:16	II210810-2	100,0109	7.57	111.3	mg/L	104	70	130				
L67740-05LFMD	LFMD	08/18/21 11:19	II210810-2	100,0109	7.57	111.4	mg/L	104	70	130	0	20		
Sulfate														
Sulfate													D516-02-07/-11 - TURBIDIMETRIC	
ACZ ID	Type	Analyzed	PCN/SCN	QC	Sample	Found	Units	Rec%	Lower	Upper	RPD	Limit	Qual	
WG525939														
WG525939ICB	ICB	08/25/21 9:43				U	mg/L		-3	3				
WG525939ICV	ICV	08/25/21 9:43	WI210818-1	20.46		20.3	mg/L	99	90	110				
WG525939LFB	LFB	08/25/21 15:21	WI210105-3	10		10.8	mg/L	108	90	110				
L67573-01AS	AS	08/26/21 8:36	SO4TURB80X	1000	2850	2769.6	mg/L	-8	90	110			M3	
L67570-04DUP	DUP	08/26/21 9:57			2.1	U	mg/L				200	20	RA	

Energy Fuels Resources (USA) Inc.

ACZ Project ID: **L67644**

NOTE: If the Rec% column is null, the high/low limits are in the same units as the result. If the Rec% column is not null, then the high/low limits are in % Rec.

Thallium, dissolved

M200.8 ICP-MS

ACZ ID	Type	Analyzed	PCN/SCN	QC	Sample	Found	Units	Rec%	Lower	Upper	RPD	Limit	Qual
WG525689													
WG525689ICV	ICV	08/20/21 14:17	MS210727-2	.05		.05197	mg/L	104	90	110			
WG525689ICB	ICB	08/20/21 14:19				U	mg/L		-0.00022	0.00022			
WG525689LFB	LFB	08/20/21 14:21	MS210727-5	.05		.0524	mg/L	105	85	115			
L67677-01AS	AS	08/20/21 14:32	MS210727-5	.05	U	.04864	mg/L	97	70	130			
L67677-01ASD	ASD	08/20/21 14:33	MS210727-5	.05	U	.05381	mg/L	108	70	130	10	20	

Thallium, total recoverable

M200.8 ICP-MS

ACZ ID	Type	Analyzed	PCN/SCN	QC	Sample	Found	Units	Rec%	Lower	Upper	RPD	Limit	Qual
WG525596													
WG525596ICV	ICV	08/19/21 13:17	MS210727-2	.05		.05345	mg/L	107	90	110			
WG525596ICB	ICB	08/19/21 13:19				U	mg/L		-0.0003	0.0003			
WG525456LRB	LRB	08/19/21 13:21				U	mg/L		-0.00022	0.00022			
WG525456LFB	LFB	08/19/21 13:23	MS210727-5	.05		.04524	mg/L	90	85	115			
L67753-01LFM	LFM	08/19/21 13:32	MS210727-5	.05	U	.04687	mg/L	94	70	130			
L67753-01LFMD	LFMD	08/19/21 13:34	MS210727-5	.05	U	.04713	mg/L	94	70	130	1	20	

Uranium, dissolved

M200.8 ICP-MS

ACZ ID	Type	Analyzed	PCN/SCN	QC	Sample	Found	Units	Rec%	Lower	Upper	RPD	Limit	Qual
WG525689													
WG525689ICV	ICV	08/20/21 14:17	MS210727-2	.05		.05093	mg/L	102	90	110			
WG525689ICB	ICB	08/20/21 14:19				U	mg/L		-0.00022	0.00022			
WG525689LFB	LFB	08/20/21 14:21	MS210727-5	.05		.05199	mg/L	104	85	115			
L67677-01AS	AS	08/20/21 14:32	MS210727-5	.05	.00024	.04859	mg/L	97	70	130			
L67677-01ASD	ASD	08/20/21 14:33	MS210727-5	.05	.00024	.05345	mg/L	106	70	130	10	20	

Uranium, total recoverable

M200.8 ICP-MS

ACZ ID	Type	Analyzed	PCN/SCN	QC	Sample	Found	Units	Rec%	Lower	Upper	RPD	Limit	Qual
WG525596													
WG525596ICV	ICV	08/19/21 13:17	MS210727-2	.05		.05341	mg/L	107	90	110			
WG525596ICB	ICB	08/19/21 13:19				U	mg/L		-0.0003	0.0003			
WG525456LRB	LRB	08/19/21 13:21				U	mg/L		-0.00022	0.00022			
WG525456LFB	LFB	08/19/21 13:23	MS210727-5	.05		.04584	mg/L	92	85	115			
L67753-01LFM	LFM	08/19/21 13:32	MS210727-5	.05	.00324	.05276	mg/L	99	70	130			
L67753-01LFMD	LFMD	08/19/21 13:34	MS210727-5	.05	.00324	.05273	mg/L	99	70	130	0	20	

Vanadium, total recoverable

M200.7 ICP

ACZ ID	Type	Analyzed	PCN/SCN	QC	Sample	Found	Units	Rec%	Lower	Upper	RPD	Limit	Qual
WG525499													
WG525499ICV	ICV	08/18/21 15:13	I1210803-4	2		1.965	mg/L	98	95	105			
WG525499ICB	ICB	08/18/21 15:19				U	mg/L		-0.015	0.015			
WG525376LRB	LRB	08/18/21 15:32				U	mg/L		-0.022	0.022			
WG525376LFB	LFB	08/18/21 15:35	I1210810-2	.5005		.4906	mg/L	98	85	115			
L67644-03LFM	LFM	08/18/21 15:45	I1210810-2	.5005	U	.4924	mg/L	98	70	130			
L67644-03LFMD	LFMD	08/18/21 15:48	I1210810-2	.5005	U	.49	mg/L	98	70	130	0	20	
L67740-05LFM	LFM	08/18/21 15:54	I1210810-2	.5005	U	.497	mg/L	99	70	130			
L67740-05LFMD	LFMD	08/18/21 15:57	I1210810-2	.5005	U	.49	mg/L	98	70	130	1	20	

Energy Fuels Resources (USA) Inc.

ACZ Project ID: **L67644**

NOTE: If the Rec% column is null, the high/low limits are in the same units as the result. If the Rec% column is not null, then the high/low limits are in % Rec.

Zinc, total recoverable

M200.7 ICP

ACZ ID	Type	Analyzed	PCN/SCN	QC	Sample	Found	Units	Rec%	Lower	Upper	RPD	Limit	Qual
WG525473													
WG525473ICV	ICV	08/18/21 9:38	11210803-4	2		1.95	mg/L	98	95	105			
WG525473ICB	ICB	08/18/21 9:44				U	mg/L		-0.06	0.06			
WG525376LRB	LRB	08/18/21 9:56				U	mg/L		-0.044	0.044			
WG525376LFB	LFB	08/18/21 9:59	11210810-2	.50045		.514	mg/L	103	85	115			
L67644-03LFM	LFM	08/18/21 10:45	11210810-2	.50045	.925	1.445	mg/L	104	70	130			
L67644-03LFMD	LFMD	08/18/21 10:48	11210810-2	.50045	.925	1.457	mg/L	106	70	130	1	20	
L67740-05LFM	LFM	08/18/21 11:16	11210810-2	.50045	.037	.589	mg/L	110	70	130			
L67740-05LFMD	LFMD	08/18/21 11:19	11210810-2	.50045	.037	.584	mg/L	109	70	130	1	20	

Energy Fuels Resources (USA) Inc.

ACZ Project ID: **L67644**

ACZ ID	WORKNUM	PARAMETER	METHOD	QUAL	DESCRIPTION
L67644-01	WG525837	Fluoride	SM4500F-C	MA	Recovery for either the spike or spike duplicate was outside of the acceptance limits; the RPD was within the acceptance limits.
	WG525143	Mercury, dissolved	M245.1 CVAA	M2	Matrix spike recovery was low, the recovery of the associated control sample (LCS or LFB) was acceptable.
	WG525939	Sulfate	D516-02/-07/-11 - TURBIDIMETRIC	M3	The spike recovery value is unusable since the analyte concentration in the sample is disproportionate to the spike level. The recovery of the associated control sample (LCS or LFB) was acceptable.
D516-02/-07/-11 - TURBIDIMETRIC			RA	Relative Percent Difference (RPD) was not used for data validation because the concentration of the duplicated sample is too low for accurate evaluation (< 10x MDL).	
L67644-02	WG525142	Mercury, total	M245.1 CVAA	MA	Recovery for either the spike or spike duplicate was outside of the acceptance limits; the RPD was within the acceptance limits.
L67644-03	WG525837	Fluoride	SM4500F-C	MA	Recovery for either the spike or spike duplicate was outside of the acceptance limits; the RPD was within the acceptance limits.
	WG525142	Mercury, total	M245.1 CVAA	MA	Recovery for either the spike or spike duplicate was outside of the acceptance limits; the RPD was within the acceptance limits.
	WG525939	Sulfate	D516-02/-07/-11 - TURBIDIMETRIC	M3	The spike recovery value is unusable since the analyte concentration in the sample is disproportionate to the spike level. The recovery of the associated control sample (LCS or LFB) was acceptable.
D516-02/-07/-11 - TURBIDIMETRIC			RA	Relative Percent Difference (RPD) was not used for data validation because the concentration of the duplicated sample is too low for accurate evaluation (< 10x MDL).	

Energy Fuels Resources (USA) Inc.

Project ID:
 Sample ID: PP-SUMP-2021-Q3
 Locator:

ACZ Sample ID: **L67644-03**
 Date Sampled: 08/05/21 14:08
 Date Received: 08/06/21
 Sample Matrix: Groundwater

Combined Radium (total)
 Calculation (RA226 + RA228)

Prep Method:

Parameter	Measure Date	Prep Date	Result	Error(+/-)	LLD	Units	XQ	Analyst
Combined Radium (total)	09/29/21 13:50		17			pCi/L		calc

Gross Alpha Total, corrected
 Calculation

Prep Method:

Parameter	Measure Date	Prep Date	Result	Error(+/-)	LLD	Units	XQ	Analyst
Gross Alpha Total, corrected	09/29/21 13:50		-73			pCi/L		calc

Gross Alpha, total
 M900.0

Prep Method:

Parameter	Measure Date	Prep Date	Result	Error(+/-)	LLD	Units	XQ	Analyst
Gross Alpha, total	08/12/21 0:33		180	16	7.3	pCi/L		ess

Radium 226, total
 M903.1

Prep Method:

Parameter	Measure Date	Prep Date	Result	Error(+/-)	LLD	Units	XQ	Analyst
Radium 226, total	09/17/21 0:15		17	0.51	0.06	pCi/L		djc

Radium 228, total
 M904.0

Prep Method:

Parameter	Measure Date	Prep Date	Result	Error(+/-)	LLD	Units	XQ	Analyst
Radium 228, total	08/30/21 20:41		1.2	1.2	2.5	pCi/L	*	ess

Uranium, Isotopic Total
 Eichrom ACW03

Prep Method:

Parameter	Measure Date	Prep Date	Result	Error(+/-)	LLD	Units	XQ	Analyst
Uranium 234, total	09/24/21 15:58		173	21	2.6	pCi/L	*	amk
Uranium 235, total	09/24/21 15:58		4.99	2	1.3	pCi/L	*	amk
Uranium 238, total	09/24/21 15:58		75	10	1.7	pCi/L	*	amk

Arizona license number: AZ0102

Report Header Explanations

<i>Batch</i>	A distinct set of samples analyzed at a specific time
<i>Error(+/-)</i>	Calculated sample specific uncertainty
<i>Found</i>	Value of the QC Type of interest
<i>Limit</i>	Upper limit for RPD, in %.
<i>LCL</i>	Lower Control Limit, in % (except for LCSS, mg/Kg)
<i>LLD</i>	Calculated sample specific Lower Limit of Detection
<i>PCN/SCN</i>	A number assigned to reagents/standards to trace to the manufacturer's certificate of analysis
<i>PQL</i>	Practical Quantitation Limit
<i>QC</i>	True Value of the Control Sample or the amount added to the Spike
<i>Rec</i>	Amount of the true value or spike added recovered, in % (except for LCSS, mg/Kg)
<i>RER</i>	Relative Error Ratio, calculation used for Dup. QC taking into account the error factor.
<i>RPD</i>	Relative Percent Difference, calculation used for Duplicate QC Types
<i>UCL</i>	Upper Control Limit, in % (except for LCSS, mg/Kg)
<i>Sample</i>	Value of the Sample of interest

QC Sample Types

<i>DUP</i>	Sample Duplicate	<i>MS/MSD</i>	Matrix Spike/Matrix Spike Duplicate
<i>LCSS</i>	Laboratory Control Sample - Soil	<i>PBS</i>	Prep Blank - Soil
<i>LCSW</i>	Laboratory Control Sample - Water	<i>PBW</i>	Prep Blank - Water

QC Sample Type Explanations

Blanks	Verifies that there is no or minimal contamination in the prep method procedure.
Control Samples	Verifies the accuracy of the method, including the prep procedure.
Duplicates	Verifies the precision of the instrument and/or method.
Matrix Spikes	Determines sample matrix interferences, if any.

ACZ Qualifiers (Qual)

H	Analysis exceeded method hold time.
---	-------------------------------------

Method Prefix Reference

M	EPA methodology, including those under SDWA, CWA, and RCRA
SM	Standard Methods for the Examination of Water and Wastewater.
D	ASTM
RP	DOE
ESM	DOE/ESM

Comments

- (1) Solid matrices are reported on a dry weight basis.
- (2) Preparation method: "Method" indicates preparation defined in analytical method.
- (3) QC results calculated from raw data. Results may vary slightly if the rounded values are used in the calculations.
- (4) An asterisk in the "XQ" column indicates there is an extended qualifier and/or certification qualifier associated with the result.

For a complete list of ACZ's Extended Qualifiers, please click:

<https://acz.com/wp-content/uploads/2019/04/Ext-Qual-List.pdf>



Laboratories, Inc.

2773 Downhill Drive Steamboat Springs, CO 80487 (800) 334-5493

**Radiochemistry QC
Summary**

Energy Fuels Resources (USA) Inc.

ACZ Project ID: **L67644**

NOTE: If the Rec% column is null, the high/low limits are in the same units as the result. If the Rec% column is not null, then the high/low limits are in % Rec.

Gross Alpha, total M900.0 **Units: pCi/L**

ACZ ID	Type	Analyzed	PCN/SCN	QC	Sample	Error	LLD	Found	Error	LLD	Rec%	Lower	Upper	RPD/RER	Limit	Qual
WG525106																
WG525106PBW	PBW	08/12/21				1.2	4.8	.59	1.2	4.8			9.6			
WG525106LCSWA	LCSW	08/12/21	PCN62436	100		8.5	3.7	100	8.5	3.7	100	67	144			
L67391-02DUP	DUP-RPD	08/12/21			9.7	3.7	18	11	3.8	19			13	20		
L67454-02MSA	MS	08/12/21	PCN62436	100	4.1	2.5	19	110	10	7.9	106	67	144			
L67644-03DUP	DUP-RPD	08/12/21			180	16	7.3	200	16	9			11	20		

Radium 226, total M903.1 **Units: pCi/L**

ACZ ID	Type	Analyzed	PCN/SCN	QC	Sample	Error	LLD	Found	Error	LLD	Rec%	Lower	Upper	RPD/RER	Limit	Qual
WG526665																
WG526665PBW	PBW	09/17/21				0.08	0.08	.12	0.08	0.08			0.16			
WG526665LCSW	LCSW	09/17/21	PCN62879	20		0.52	0.09	19	0.52	0.09	95	43	148			
L67644-01DUP1	DUP-RPD	09/17/21			2	0.17	0.02	2.2	0.22	0.12			10	20		
L67644-02MS	MS	09/17/21	PCN62879	20	2.5	0.21	0.08	19	0.58	0.11	83	43	148			
L67756-01DUP2	DUP-RPD	09/17/21			-0.01	0.06	0.08	.3	0.16	0.21			214	20		RG
L67756-01DUP2	DUP-RER	09/17/21			-0.01	0.06	0.08	.3	0.16	0.21			1.81	2		

Radium 228, total M904.0 **Units: pCi/L**

ACZ ID	Type	Analyzed	PCN/SCN	QC	Sample	Error	LLD	Found	Error	LLD	Rec%	Lower	Upper	RPD/RER	Limit	Qual
WG525851																
WG525851PBW	PBW	08/30/21				0.76	0.76	.81	0.76	0.76			1.52			
WG525851LCSW	LCSW	08/30/21	PCN63356	9.51		1.6	1.2	10	1.6	1.2	105	47	123			
L67366-01DUP	DUP-RER	08/30/21			85	5	5.9	82	8.1	12			0.32	2		
L67366-01DUP	DUP-RPD	08/30/21			85	5	5.9	82	8.1	12			4	20		
L67542-02MS	MS	08/30/21	PCN63356	9.51	1.1	0.95	2.2	4.3	1.1	2.2	34	47	123			M2
L67726-01DUP	DUP-RER	08/30/21			-0.26	1	2.5	6.2	1.6	3.2			3.42	2		RM
L67726-01DUP	DUP-RPD	08/30/21			-0.26	1	2.5	6.2	1.6	3.2			218	20		RM



Laboratories, Inc.

2773 Downhill Drive Steamboat Springs, CO 80487 (800) 334-5493

**Radiochemistry QC
Summary**

Energy Fuels Resources (USA) Inc.

ACZ Project ID: **L67644**

NOTE: If the Rec% column is null, the high/low limits are in the same units as the result. If the Rec% column is not null, then the high/low limits are in % Rec.

U-232

Eichrom ACW03

Units: %

ACZ ID	Type	Analyzed	PCN/SCN	QC	Sample	Error	LLD	Found	Error	LLD	Rec%	Lower	Upper	RPD/RER	Limit	Qual
WG527349																
WG527349PBW	PBW	09/24/21				130	30	73	130	30			60			
WG527349LCSW	LCSW	09/24/21	RC210601-11			130	30	72	130	30						
L67644-02DUP	DUP-RPD	09/24/21			79	130	30	80	130	30				1	20	
L67644-02DUP	DUP-RPD	09/24/21			79	130	30	80	130	30					20	
L67644-02DUP	DUP-RER	09/24/21			79	130	30	80	130	30					20	
L67658-03MS	MS	09/25/21	RC210601-11		80	130	30	57	130	30				1	20	
L67660-06DUP	DUP-RPD	09/28/21			79	130	30	80	130	30					20	
L67660-06DUP	DUP-RER	09/28/21			79	130	30	80	130	30					20	
L67660-06DUP	DUP-RPD	09/28/21			79	130	30	80	130	30					20	

U-234

Eichrom ACW03

Units: pCi/L

ACZ ID	Type	Analyzed	PCN/SCN	QC	Sample	Error	LLD	Found	Error	LLD	Rec%	Lower	Upper	RPD/RER	Limit	Qual
WG527349																
WG527349PBW	PBW	09/24/21				0.8	1.2	773	0.8	1.2			2.4			
WG527349LCSW	LCSW	09/24/21	RC210601-11	98		12	2.1	95	12	2.1	97	77	122			
L67644-02DUP	DUP-RPD	09/24/21			22.6	4.1	2	21.2	3.8	1.2				6	20	
L67658-03MS	MS	09/25/21	RC210601-11	98	0.439	0.86	1.5	102	14	2.5	104	77	122			
L67660-06DUP	DUP-RPD	09/28/21			13.5	2.8	1.2	11.1	3	3.1				20	20	

Energy Fuels Resources (USA) Inc.

 ACZ Project ID: **L67644**

NOTE: If the Rec% column is null, the high/low limits are in the same units as the result. If the Rec% column is not null, then the high/low limits are in % Rec.

U-235

Eichrom ACW03

Units: pCi/L

ACZ ID	Type	Analyzed	PCN/SCN	QC	Sample	Error	LLD	Found	Error	LLD	Rec%	Lower	Upper	RPD/RER	Limit	Qual
WG527349																
WG527349PBW	PBW	09/24/21						0.496	0.4	1			2			
WG527349LCSW	LCSW	09/24/21	RC210601-11	4.49				5.35	2	1.2	119	42	136			
L67644-02DUP	DUP-RPD	09/24/21			-0.296	0.58	1.6	1.139	0.47	1				554	20	RG
L67644-02DUP	DUP-RER	09/24/21			-0.296	0.58	1.6	1.139	0.47	1				0.58	2	
L67658-03MS	MS	09/25/21	RC210601-11	4.49	0.271	0.53	1	5.72	2.2	0.52	121	42	136			
L67660-06DUP	DUP-RER	09/28/21			-0.138	0.81	1.8	1.02	0.95	1.3				0.93	2	
L67660-06DUP	DUP-RPD	09/28/21			-0.138	0.81	1.8	1.02	0.95	1.3				263	20	RG

U-238

Eichrom ACW03

Units: pCi/L

ACZ ID	Type	Analyzed	PCN/SCN	QC	Sample	Error	LLD	Found	Error	LLD	Rec%	Lower	Upper	RPD/RER	Limit	Qual
WG527349																
WG527349PBW	PBW	09/24/21						643	0.67	0.95			1.9			
WG527349LCSW	LCSW	09/24/21	RC210601-11	97.5				103	13	1.8	106	87	124			
L67644-02DUP	DUP-RPD	09/24/21			8.6	2.5	2.2	8.46	2.2	1.2				2	20	
L67658-03MS	MS	09/25/21	RC210601-11	97.5	-0.109	0.48	1.2	111	15	2	114	87	124			
L67660-06DUP	DUP-RPD	09/28/21			9.71	2.3	0.82	8.83	2.8	3.2				9	20	

Energy Fuels Resources (USA) Inc.

ACZ Project ID: **L67644**

ACZ ID	WORKNUM	PARAMETER	METHOD	QUAL	DESCRIPTION
L67644-01	WG525851	Radium 228, total	M904.0	M2	Matrix spike recovery was low, the recovery of the associated control sample (LCS or LFB) was acceptable.
			M904.0	RM	For a water matrix, the duplicate precision assessment (RPD or RER) exceeded the control limit. High sediment, turbidity, or presence of an immiscible liquid attributed to non-homogeneity of the sample.
	WG527349	Uranium 235, total	Eichrom ACW03	RG	Sample concentration is less than 5x LLD; RPD was not used for data validation. Replicate Error Ratio (RER) is less than 2. Precision judged to be in control.
L67644-02	WG525851	Radium 228, total	M904.0	M2	Matrix spike recovery was low, the recovery of the associated control sample (LCS or LFB) was acceptable.
			M904.0	RM	For a water matrix, the duplicate precision assessment (RPD or RER) exceeded the control limit. High sediment, turbidity, or presence of an immiscible liquid attributed to non-homogeneity of the sample.
	WG527349	Uranium 235, total	Eichrom ACW03	RG	Sample concentration is less than 5x LLD; RPD was not used for data validation. Replicate Error Ratio (RER) is less than 2. Precision judged to be in control.
L67644-03	WG525851	Radium 228, total	M904.0	M2	Matrix spike recovery was low, the recovery of the associated control sample (LCS or LFB) was acceptable.
			M904.0	RM	For a water matrix, the duplicate precision assessment (RPD or RER) exceeded the control limit. High sediment, turbidity, or presence of an immiscible liquid attributed to non-homogeneity of the sample.
	WG527349	Uranium 235, total	Eichrom ACW03	RG	Sample concentration is less than 5x LLD; RPD was not used for data validation. Replicate Error Ratio (RER) is less than 2. Precision judged to be in control.

Energy Fuels Resources (USA) Inc.

ACZ Project ID: **L67644**

Radiochemistry

The following parameters are not offered for certification or are not covered by AZ certificate #AZ0102.

Uranium 234, total	Eichrom ACW03
Uranium 235, total	Eichrom ACW03
Uranium 238, total	Eichrom ACW03

The following parameters are not offered for certification or are not covered by NELAC certificate #ACZ.

Uranium 234, total	Eichrom ACW03
Uranium 235, total	Eichrom ACW03
Uranium 238, total	Eichrom ACW03

Energy Fuels Resources (USA) Inc.

ACZ Project ID: L67644
 Date Received: 08/06/2021 09:46
 Received By:
 Date Printed: 8/9/2021

Receipt Verification

	YES	NO	NA
1) Is a foreign soil permit included for applicable samples?			X
2) Is the Chain of Custody form or other directive shipping papers present?	X		
3) Does this project require special handling procedures such as CLP protocol?		X	
4) Are any samples NRC licensable material?			X
5) If samples are received past hold time, proceed with requested short hold time analyses?	X		
6) Is the Chain of Custody form complete and accurate?	X		
7) Were any changes made to the Chain of Custody form prior to ACZ receiving the samples?	X		
A change was made in the Report to and Invoice to section prior to ACZ custody.			
A change was made in the Report to and Invoice to section prior to ACZ custody.			
A change was made in the Report to and Invoice to section prior to ACZ custody.			
A change was made in the Report to and Invoice to section prior to ACZ custody.			

Samples/Containers

	YES	NO	NA
8) Are all containers intact and with no leaks?	X		
9) Are all labels on containers and are they intact and legible?	X		
10) Do the sample labels and Chain of Custody form match for Sample ID, Date, and Time?	X		
11) For preserved bottle types, was the pH checked and within limits? ¹	X		
12) Is there sufficient sample volume to perform all requested work?	X		
13) Is the custody seal intact on all containers?			X
14) Are samples that require zero headspace acceptable?			X
15) Are all sample containers appropriate for analytical requirements?	X		
16) Is there an Hg-1631 trip blank present?			X
17) Is there a VOA trip blank present?			X
18) Were all samples received within hold time?	X		

NA indicates Not Applicable

Chain of Custody Related Remarks

Client Contact Remarks

Shipping Containers

Cooler Id	Temp (°C)	Temp Criteria (°C)	Rad (µR/Hr)	Custody Seal Intact?
-----------	-----------	--------------------	-------------	----------------------

Energy Fuels Resources (USA) Inc.

ACZ Project ID: L67644

Date Received: 08/06/2021 09:46

Received By:

Date Printed: 8/9/2021

4307	3.3	<=6.0	15	Yes
7151	0.6	<=6.0	15	N/A

Was ice present in the shipment container(s)?

Yes - Wet ice was present in the shipment container(s).

Client must contact an ACZ Project Manager if analysis should not proceed for samples received outside of their thermal preservation acceptance criteria.

¹ The preservation of the following bottle types is not checked at sample receipt: Orange (oil and grease), Purple (total cyanide), Pink (dissolved cyanide), Brown (arsenic speciation), Sterile (fecal coliform), EDTA (sulfite), HCl preserved vial (organics), Na2S2O3 preserved vial (organics), and HG-1631 (total/dissolved mercury by method 1631).



Laboratories, Inc.

L67644

CHAIN of CUSTODY

2773 Downhill Drive Steamboat Springs, CO 80487 (800) 334-5493

Report to:

Name: Kathy Weinel
Company: Energy Fuels
E-mail: kweinel@energyfuels.com

Address: 225 Union Blvd. Suite 600
Lakewood, CO 80928
Telephone: 303-389-4134

Copy of Report to:

Name:
Company:

E-mail:
Telephone:

Invoice to:

Name: Kathy Weinel
Company: Energy Fuels
E-mail: kweinel@energyfuels.com

Address: 225 Union Blvd, Suite 600
Lakewood, CO 80228
Telephone: 303-389-4134

If sample(s) received past holding time (HT), or if insufficient HT remains to complete analysis before expiration, shall ACZ proceed with requested short HT analyses? YES [X] NO []

*If "NO" then ACZ will contact client for further instruction. If neither "YES" nor "NO" is indicated, ACZ will proceed with the requested analyses, even if HT is expired, and data will be qualified

Are samples for SDWA Compliance Monitoring? Yes [] No [X]

If yes, please include state forms. Results will be reported to PQL for Colorado.

Sampler's Name: Matt Germanosen Sampler's Site Information State AZ Zip code Time Zone

*Sampler's Signature: [Signature] I attest to the authenticity and validity of this sample. I understand that intentionally mislabeling the time/date/location or tampering with the sample in anyway, is considered fraud and punishable by State Law.

PROJECT INFORMATION

ANALYSES REQUESTED (attach list or use quote number)

Table with columns: Quote #, PO#, Reporting state, Matrix, # of Containers, and analysis types (PP-GW-IND APP, PP-RING-ADEQ-SPLIT, PP-SUMP-IND APP). Rows include sample IDs like PP-Well-2021-Q3, PP-Ring-2021-Q3, and PP-SUMP-2021-Q3.

Matrix SW (Surface Water) · GW (Ground Water) · WW (Waste Water) · DW (Drinking Water) · SL (Sludge) · SO (Soil) · OL (Oil) · Other (Specify)

REMARKS

Normal TAT All Samples

Please refer to ACZ's terms & conditions located on the reverse side of this COC.

Table with columns: RELINQUISHED BY, DATE:TIME, RECEIVED BY, DATE:TIME. Includes signature of Matt Germanosen and date 8/5/21:1510.

L67644 Chain of Custody

January 07, 2022

Report to:

Kathy Weinel
Energy Fuels Resources (USA) Inc.
225 Union Blvd. , Suite 600
Lakewood, CO 80228

Bill to:

Accounts Payable
Energy Fuels Resources (USA) Inc.
225 Union Blvd. , Suite 600
Lakewood, CO 80228

Project ID:

ACZ Project ID: L70398

Kathy Weinel:

Enclosed are the analytical results for sample(s) submitted to ACZ Laboratories, Inc. (ACZ) on December 10, 2021. This project has been assigned to ACZ's project number, L70398. Please reference this number in all future inquiries.

All analyses were performed according to ACZ's Quality Assurance Plan. The enclosed results relate only to the samples received under L70398. Each section of this report has been reviewed and approved by the appropriate Laboratory Supervisor, or a qualified substitute.

Except as noted, the test results for the methods and parameters listed on ACZ's current NELAC certificate letter (#ACZ) meet all requirements of NELAC.

This report shall be used or copied only in its entirety. ACZ is not responsible for the consequences arising from the use of a partial report.

All samples and sub-samples associated with this project will be disposed of after February 06, 2022. If the samples are determined to be hazardous, additional charges apply for disposal (typically \$11/sample). If you would like the samples to be held longer than ACZ's stated policy or to be returned, please contact your Project Manager or Customer Service Representative for further details and associated costs. ACZ retains analytical raw data reports for ten years.

If you have any questions or other needs, please contact your Project Manager.



Max Janicek has reviewed and approved this report.



Energy Fuels Resources (USA) Inc.
 Project ID:
 Sample ID: SUMP_12072021

ACZ Sample ID: **L70398-01**
 Date Sampled: 12/07/21 15:35
 Date Received: 12/10/21
 Sample Matrix: Groundwater

Inorganic Prep

Parameter	EPA Method	Dilution	Result	Qual	XQ	Units	MDL	PQL	Date	Analyst
Total Recoverable Digestion	M200.2 ICP								12/16/21 16:03	jlw
Total Recoverable Digestion	M200.2 ICP-MS								12/29/21 9:30	mfm

Metals Analysis

Parameter	EPA Method	Dilution	Result	Qual	XQ	Units	MDL	PQL	Date	Analyst
Antimony, total recoverable	M200.8 ICP-MS	1	0.00425			mg/L	0.0004	0.002	01/05/22 14:57	scp
Arsenic, total recoverable	M200.8 ICP-MS	1	0.164			mg/L	0.0002	0.001	01/06/22 13:59	scp
Barium, total recoverable	M200.7 ICP	1	0.0283	B		mg/L	0.007	0.035	12/17/21 11:26	kja
Beryllium, total recoverable	M200.8 ICP-MS	1	<0.00008	U		mg/L	0.00008	0.00025	01/05/22 14:57	scp
Cadmium, total recoverable	M200.8 ICP-MS	1	0.000379			mg/L	0.00005	0.00025	01/05/22 14:57	scp
Calcium, total recoverable	M200.7 ICP	1	103			mg/L	0.1	0.5	12/17/21 11:26	kja
Chromium, total recoverable	M200.7 ICP	1	<0.02	U		mg/L	0.02	0.05	12/17/21 11:26	kja
Copper, total recoverable	M200.7 ICP	1	0.016	B		mg/L	0.01	0.05	12/17/21 11:26	kja
Iron, total recoverable	M200.7 ICP	1	0.588			mg/L	0.06	0.15	12/17/21 11:26	kja
Lead, total recoverable	M200.8 ICP-MS	1	0.00074			mg/L	0.0001	0.0005	01/05/22 14:57	scp
Magnesium, total recoverable	M200.7 ICP	1	60.1			mg/L	0.2	1	12/17/21 11:26	kja
Manganese, total recoverable	M200.7 ICP	1	0.028	B		mg/L	0.01	0.05	12/17/21 11:26	kja
Mercury, total	M245.1 CVAA	1	<0.0002	U		mg/L	0.0002	0.001	12/15/21 7:01	mlh
Nickel, total recoverable	M200.7 ICP	1	0.457			mg/L	0.008	0.04	12/17/21 11:26	kja
Potassium, total recoverable	M200.7 ICP	1	6.62			mg/L	0.2	1	12/17/21 11:26	kja
Selenium, total recoverable	M200.8 ICP-MS	1	0.00100			mg/L	0.0001	0.00025	01/06/22 13:59	scp
Sodium, total recoverable	M200.7 ICP	1	24.6			mg/L	0.2	1	12/17/21 11:26	kja
Thallium, total recoverable	M200.8 ICP-MS	1	0.00152			mg/L	0.0001	0.0005	01/05/22 14:57	scp
Uranium, total recoverable	M200.8 ICP-MS	1	0.233			mg/L	0.0001	0.0005	01/05/22 14:57	scp
Vanadium, total recoverable	M200.7 ICP	1	<0.01	U		mg/L	0.01	0.025	12/17/21 11:26	kja
Zinc, total recoverable	M200.7 ICP	1	0.464			mg/L	0.02	0.05	12/17/21 11:26	kja

Energy Fuels Resources (USA) Inc.
 Project ID:
 Sample ID: SUMP_12072021

ACZ Sample ID: **L70398-01**
 Date Sampled: 12/07/21 15:35
 Date Received: 12/10/21
 Sample Matrix: Groundwater

Wet Chemistry

Parameter	EPA Method	Dilution	Result	Qual	XQ	Units	MDL	PQL	Date	Analyst
Alkalinity as CaCO3	SM2320B - Titration									
Bicarbonate as CaCO3		1	177			mg/L	2	20	12/17/21 0:00	emk
Carbonate as CaCO3		1	15.2	B		mg/L	2	20	12/17/21 0:00	emk
Hydroxide as CaCO3		1	<2	U		mg/L	2	20	12/17/21 0:00	emk
Total Alkalinity		1	192			mg/L	2	20	12/17/21 0:00	emk
Conductivity @25C	SM2510B	1	1010			umhos/cm	1	10	12/13/21 19:23	emk
Fluoride	SM4500F-C	1	0.46			mg/L	0.15	0.35	12/29/21 14:15	eep
Nitrate/Nitrite as N	M353.2 - H2SO4 preserved	1	0.271			mg/L	0.02	0.1	12/29/21 2:36	pjb
pH (lab)	SM4500H+ B									
pH		1	8.4	H		units	0.1	0.1	12/13/21 0:00	emk
pH measured at		1	22.9			C	0.1	0.1	12/13/21 0:00	emk
Residue, Filterable (TDS) @180C	SM2540C	1	708			mg/L	20	40	12/13/21 19:18	jck
Sulfate	D516-02/-07/-11 - TURBIDIMETRIC	25	296		*	mg/L	25	125	12/30/21 16:32	wtc

Arizona license number: AZ0102

Energy Fuels Resources (USA) Inc.
 Project ID:
 Sample ID: SUMP_DUP_12072021

ACZ Sample ID: **L70398-02**
 Date Sampled: 12/07/21 15:35
 Date Received: 12/10/21
 Sample Matrix: Groundwater

Inorganic Prep

Parameter	EPA Method	Dilution	Result	Qual	XQ	Units	MDL	PQL	Date	Analyst
Total Recoverable Digestion	M200.2 ICP								12/16/21 16:32	jlw
Total Recoverable Digestion	M200.2 ICP-MS								12/29/21 9:30	mfm

Metals Analysis

Parameter	EPA Method	Dilution	Result	Qual	XQ	Units	MDL	PQL	Date	Analyst
Antimony, total recoverable	M200.8 ICP-MS	1	0.00421		*	mg/L	0.0004	0.002	01/05/22 15:03	scp
Arsenic, total recoverable	M200.8 ICP-MS	1	0.167			mg/L	0.0002	0.001	01/06/22 14:04	scp
Barium, total recoverable	M200.7 ICP	1	0.0275	B		mg/L	0.007	0.035	12/17/21 11:29	kja
Beryllium, total recoverable	M200.8 ICP-MS	1	<0.00008	U		mg/L	0.00008	0.00025	01/05/22 15:03	scp
Cadmium, total recoverable	M200.8 ICP-MS	1	0.000386			mg/L	0.00005	0.00025	01/05/22 15:03	scp
Calcium, total recoverable	M200.7 ICP	1	101			mg/L	0.1	0.5	12/17/21 11:29	kja
Chromium, total recoverable	M200.7 ICP	1	<0.02	U		mg/L	0.02	0.05	12/17/21 11:29	kja
Copper, total recoverable	M200.7 ICP	1	0.014	B		mg/L	0.01	0.05	12/17/21 11:29	kja
Iron, total recoverable	M200.7 ICP	1	0.583			mg/L	0.06	0.15	12/17/21 11:29	kja
Lead, total recoverable	M200.8 ICP-MS	1	0.00079			mg/L	0.0001	0.0005	01/05/22 15:03	scp
Magnesium, total recoverable	M200.7 ICP	1	59.2			mg/L	0.2	1	12/17/21 11:29	kja
Manganese, total recoverable	M200.7 ICP	1	0.028	B		mg/L	0.01	0.05	12/17/21 11:29	kja
Mercury, total	M245.1 CVAA	1	<0.0002	U		mg/L	0.0002	0.001	12/16/21 15:22	mlh
Nickel, total recoverable	M200.7 ICP	1	0.448			mg/L	0.008	0.04	12/17/21 11:29	kja
Potassium, total recoverable	M200.7 ICP	1	6.45			mg/L	0.2	1	12/17/21 11:29	kja
Selenium, total recoverable	M200.8 ICP-MS	1	0.00099			mg/L	0.0001	0.00025	01/06/22 14:04	scp
Sodium, total recoverable	M200.7 ICP	1	23.9			mg/L	0.2	1	12/17/21 11:29	kja
Thallium, total recoverable	M200.8 ICP-MS	1	0.00154			mg/L	0.0001	0.0005	01/05/22 15:03	scp
Uranium, total recoverable	M200.8 ICP-MS	1	0.226			mg/L	0.0001	0.0005	01/05/22 15:03	scp
Vanadium, total recoverable	M200.7 ICP	1	<0.01	U		mg/L	0.01	0.025	12/17/21 11:29	kja
Zinc, total recoverable	M200.7 ICP	1	0.454			mg/L	0.02	0.05	12/17/21 11:29	kja

Energy Fuels Resources (USA) Inc.
 Project ID:
 Sample ID: SUMP_DUP_12072021

ACZ Sample ID: **L70398-02**
 Date Sampled: 12/07/21 15:35
 Date Received: 12/10/21
 Sample Matrix: Groundwater

Wet Chemistry

Parameter	EPA Method	Dilution	Result	Qual	XQ	Units	MDL	PQL	Date	Analyst
Alkalinity as CaCO3	SM2320B - Titration									
Bicarbonate as CaCO3		1	175			mg/L	2	20	12/17/21 0:00	emk
Carbonate as CaCO3		1	18.9	B		mg/L	2	20	12/17/21 0:00	emk
Hydroxide as CaCO3		1	<2	U		mg/L	2	20	12/17/21 0:00	emk
Total Alkalinity		1	194			mg/L	2	20	12/17/21 0:00	emk
Conductivity @25C	SM2510B	1	1020			umhos/cm	1	10	12/13/21 19:33	emk
Fluoride	SM4500F-C	1	0.26	B		mg/L	0.15	0.35	12/29/21 14:39	eep
Nitrate/Nitrite as N	M353.2 - H2SO4 preserved	1	0.274			mg/L	0.02	0.1	12/29/21 2:38	pjb
pH (lab)	SM4500H+ B									
pH		1	8.4	H		units	0.1	0.1	12/13/21 0:00	emk
pH measured at		1	23.0			C	0.1	0.1	12/13/21 0:00	emk
Residue, Filterable (TDS) @180C	SM2540C	1	710			mg/L	20	40	12/13/21 19:20	jck
Sulfate	D516-02/-07/-11 - TURBIDIMETRIC	25	297		*	mg/L	25	125	12/30/21 16:32	wtc

Arizona license number: AZ0102

Report Header Explanations

<i>Batch</i>	A distinct set of samples analyzed at a specific time
<i>Found</i>	Value of the QC Type of interest
<i>Limit</i>	Upper limit for RPD, in %.
<i>Lower</i>	Lower Recovery Limit, in % (except for LCSS, mg/Kg)
<i>MDL</i>	Method Detection Limit. Same as Minimum Reporting Limit unless omitted or equal to the PQL (see comment #5). Allows for instrument and annual fluctuations.
<i>PCN/SCN</i>	A number assigned to reagents/standards to trace to the manufacturer's certificate of analysis
<i>PQL</i>	Practical Quantitation Limit. Synonymous with the EPA term "minimum level".
<i>QC</i>	True Value of the Control Sample or the amount added to the Spike
<i>Rec</i>	Recovered amount of the true value or spike added, in % (except for LCSS, mg/Kg)
<i>RPD</i>	Relative Percent Difference, calculation used for Duplicate QC Types
<i>Upper</i>	Upper Recovery Limit, in % (except for LCSS, mg/Kg)
<i>Sample</i>	Value of the Sample of interest

QC Sample Types

<i>AS</i>	Analytical Spike (Post Digestion)	<i>LCSWD</i>	Laboratory Control Sample - Water Duplicate
<i>ASD</i>	Analytical Spike (Post Digestion) Duplicate	<i>LFB</i>	Laboratory Fortified Blank
<i>CCB</i>	Continuing Calibration Blank	<i>LFM</i>	Laboratory Fortified Matrix
<i>CCV</i>	Continuing Calibration Verification standard	<i>LFMD</i>	Laboratory Fortified Matrix Duplicate
<i>DUP</i>	Sample Duplicate	<i>LRB</i>	Laboratory Reagent Blank
<i>ICB</i>	Initial Calibration Blank	<i>MS</i>	Matrix Spike
<i>ICV</i>	Initial Calibration Verification standard	<i>MSD</i>	Matrix Spike Duplicate
<i>ICSAB</i>	Inter-element Correction Standard - A plus B solutions	<i>PBS</i>	Prep Blank - Soil
<i>LCSS</i>	Laboratory Control Sample - Soil	<i>PBW</i>	Prep Blank - Water
<i>LCSSD</i>	Laboratory Control Sample - Soil Duplicate	<i>PQV</i>	Practical Quantitation Verification standard
<i>LCSW</i>	Laboratory Control Sample - Water	<i>SDL</i>	Serial Dilution

QC Sample Type Explanations

Blanks	Verifies that there is no or minimal contamination in the prep method or calibration procedure.
Control Samples	Verifies the accuracy of the method, including the prep procedure.
Duplicates	Verifies the precision of the instrument and/or method.
Spikes/Fortified Matrix	Determines sample matrix interferences, if any.
Standard	Verifies the validity of the calibration.

ACZ Qualifiers (Qual)

B	Analyte concentration detected at a value between MDL and PQL. The associated value is an estimated quantity.
H	Analysis exceeded method hold time. pH is a field test with an immediate hold time.
L	Target analyte response was below the laboratory defined negative threshold.
U	The material was analyzed for, but was not detected above the level of the associated value. The associated value is either the sample quantitation limit or the sample detection limit.

Method References

- (1) EPA 600/4-83-020. Methods for Chemical Analysis of Water and Wastes, March 1983.
- (2) EPA 600/R-93-100. Methods for the Determination of Inorganic Substances in Environmental Samples, August 1993.
- (3) EPA 600/R-94-111. Methods for the Determination of Metals in Environmental Samples - Supplement I, May 1994.
- (4) EPA SW-846. Test Methods for Evaluating Solid Waste.
- (5) Standard Methods for the Examination of Water and Wastewater.

Comments

- (1) QC results calculated from raw data. Results may vary slightly if the rounded values are used in the calculations.
- (2) Soil, Sludge, and Plant matrices for Inorganic analyses are reported on a dry weight basis.
- (3) Animal matrices for inorganic analyses are reported on an "as received" basis.
- (4) An asterisk in the "XQ" column indicates there is an extended qualifier and/or certification qualifier associated with the result.
- (5) If the MDL equals the PQL or the MDL column is omitted, the PQL is the reporting limit.

For a complete list of ACZ's Extended Qualifiers, please click:

<https://acz.com/wp-content/uploads/2019/04/Ext-Qual-List.pdf>

EFRC

ACZ Project ID: **L70398**

NOTE: If the Rec% column is null, the high/low limits are in the same units as the result. If the Rec% column is not null, then the high/low limits are in % Rec.

Alkalinity as CaCO3

SM2320B - Titration

ACZ ID	Type	Analyzed	PCN/SCN	QC	Sample	Found	Units	Rec%	Lower	Upper	RPD	Limit	Qual
WG533738													
WG533738LCSW3	LCSW	12/16/21 16:16	WC211215-1	820.0001		749.8	mg/L	91	90	110			
WG533738PBW1	PBW	12/16/21 16:24				2.2	mg/L		-20	20			
WG533738LCSW6	LCSW	12/16/21 20:46	WC211215-1	820.0001		777	mg/L	95	90	110			
WG533738PBW2	PBW	12/16/21 20:54				2.2	mg/L		-20	20			
WG533738LCSW12	LCSW	12/17/21 4:52	WC211215-1	820.0001		771.9	mg/L	94	90	110			
WG533738PBW4	PBW	12/17/21 5:00				3.1	mg/L		-20	20			
L70399-03DUP	DUP	12/17/21 8:31			157	157.5	mg/L				0	20	
WG533738LCSW15	LCSW	12/17/21 8:51	WC211215-1	820.0001		798.1	mg/L	97	90	110			

Antimony, total recoverable

M200.8 ICP-MS

ACZ ID	Type	Analyzed	PCN/SCN	QC	Sample	Found	Units	Rec%	Lower	Upper	RPD	Limit	Qual
WG534480													
WG534480ICV	ICV	01/05/22 14:25	MS220105-1	.0201		.02	mg/L	100	90	110			
WG534480ICB	ICB	01/05/22 14:27				U	mg/L		-0.0012	0.0012			
WG534198LRB	LRB	01/05/22 14:29				U	mg/L		-0.00088	0.00088			
WG534198LFB	LFB	01/05/22 14:30	MS211216-3	.01		.01147	mg/L	115	85	115			
L70398-01LFM	LFM	01/05/22 14:59	MS211216-3	.01	.00425	.01572	mg/L	115	70	130			
L70398-01LFMD	LFMD	01/05/22 15:01	MS211216-3	.01	.00425	.01594	mg/L	117	70	130	1	20	
L70584-01LFM	LFM	01/05/22 15:19	MS211216-3	.01	.0596	.07227	mg/L	127	70	130			
L70584-01LFMD	LFMD	01/05/22 15:21	MS211216-3	.01	.0596	.07348	mg/L	139	70	130	2	20	M3

Arsenic, total recoverable

M200.8 ICP-MS

ACZ ID	Type	Analyzed	PCN/SCN	QC	Sample	Found	Units	Rec%	Lower	Upper	RPD	Limit	Qual
WG534553													
WG534553ICV	ICV	01/06/22 13:50	MS220105-1	.05		.05071	mg/L	101	90	110			
WG534553ICB	ICB	01/06/22 13:52				U	mg/L		-0.0006	0.0006			
WG534198LRB	LRB	01/06/22 13:54				U	mg/L		-0.00044	0.00044			
WG534198LFB	LFB	01/06/22 13:55	MS211216-3	.05005		.0513	mg/L	102	85	115			
L70398-01LFM	LFM	01/06/22 14:01	MS211216-3	.05005	.164	.21153	mg/L	95	70	130			
L70398-01LFMD	LFMD	01/06/22 14:03	MS211216-3	.05005	.164	.20706	mg/L	86	70	130	2	20	
WG534258LRB	LRB	01/06/22 14:17				U	mg/L		-0.00044	0.00044			
WG534258LFB	LFB	01/06/22 14:19	MS211216-3	.05005		.04904	mg/L	98	85	115			

Barium, total recoverable

M200.7 ICP

ACZ ID	Type	Analyzed	PCN/SCN	QC	Sample	Found	Units	Rec%	Lower	Upper	RPD	Limit	Qual
WG533797													
WG533797ICV	ICV	12/17/21 10:47	II211214-2	2		2.027	mg/L	101	95	105			
WG533797ICB	ICB	12/17/21 10:52				U	mg/L		-0.021	0.021			
WG533684LRB	LRB	12/17/21 11:05				U	mg/L		-0.0154	0.0154			
WG533684LFB	LFB	12/17/21 11:08	II211118-4	.5		.4786	mg/L	96	85	115			
L70442-02LFM	LFM	12/17/21 11:42	II211118-4	.5	.0583	.5375	mg/L	96	70	130			
L70442-02LFMD	LFMD	12/17/21 11:45	II211118-4	.5	.0583	.5374	mg/L	96	70	130	0	20	

EFRC

ACZ Project ID: **L70398**

NOTE: If the Rec% column is null, the high/low limits are in the same units as the result. If the Rec% column is not null, then the high/low limits are in % Rec.

Beryllium, total recoverable M200.8 ICP-MS

ACZ ID	Type	Analyzed	PCN/SCN	QC	Sample	Found	Units	Rec%	Lower	Upper	RPD	Limit	Qual
WG534480													
WG534480ICV	ICV	01/05/22 14:25	MS220105-1	.05		.04973	mg/L	99	90	110			
WG534480ICB	ICB	01/05/22 14:27				U	mg/L		-0.00024	0.00024			
WG534198LRB	LRB	01/05/22 14:29				U	mg/L		-0.000176	0.000176			
WG534198LFB	LFB	01/05/22 14:30	MS211216-3	.05005		.049757	mg/L	99	85	115			
L70398-01LFM	LFM	01/05/22 14:59	MS211216-3	.05005	U	.044431	mg/L	89	70	130			
L70398-01LFMD	LFMD	01/05/22 15:01	MS211216-3	.05005	U	.045251	mg/L	90	70	130	2	20	
L70584-01LFM	LFM	01/05/22 15:19	MS211216-3	.05005	U	.040936	mg/L	82	70	130			E6
L70584-01LFMD	LFMD	01/05/22 15:21	MS211216-3	.05005	U	.041909	mg/L	84	70	130	2	20	E6

Cadmium, total recoverable M200.8 ICP-MS

ACZ ID	Type	Analyzed	PCN/SCN	QC	Sample	Found	Units	Rec%	Lower	Upper	RPD	Limit	Qual
WG534480													
WG534480ICV	ICV	01/05/22 14:25	MS220105-1	.05		.050866	mg/L	102	90	110			
WG534480ICB	ICB	01/05/22 14:27				U	mg/L		-0.00015	0.00015			
WG534198LRB	LRB	01/05/22 14:29				U	mg/L		-0.00011	0.00011			
WG534198LFB	LFB	01/05/22 14:30	MS211216-3	.05005		.049804	mg/L	100	85	115			
L70398-01LFM	LFM	01/05/22 14:59	MS211216-3	.05005	.000379	.048792	mg/L	97	70	130			
L70398-01LFMD	LFMD	01/05/22 15:01	MS211216-3	.05005	.000379	.04964	mg/L	98	70	130	2	20	
L70584-01LFM	LFM	01/05/22 15:19	MS211216-3	.05005	.000118	.04827	mg/L	96	70	130			
L70584-01LFMD	LFMD	01/05/22 15:21	MS211216-3	.05005	.000118	.049724	mg/L	99	70	130	3	20	

Calcium, total recoverable M200.7 ICP

ACZ ID	Type	Analyzed	PCN/SCN	QC	Sample	Found	Units	Rec%	Lower	Upper	RPD	Limit	Qual
WG533797													
WG533797ICV	ICV	12/17/21 10:47	II211214-2	100		100.95	mg/L	101	95	105			
WG533797ICB	ICB	12/17/21 10:52				U	mg/L		-0.3	0.3			
WG533684LRB	LRB	12/17/21 11:05				U	mg/L		-0.22	0.22			
WG533684LFB	LFB	12/17/21 11:08	II211118-4	67.98808		66.82	mg/L	98	85	115			
L70442-02LFM	LFM	12/17/21 11:42	II211118-4	67.98808	58.8	127.2	mg/L	101	70	130			
L70442-02LFMD	LFMD	12/17/21 11:45	II211118-4	67.98808	58.8	128	mg/L	102	70	130	1	20	

Chromium, total recoverable M200.7 ICP

ACZ ID	Type	Analyzed	PCN/SCN	QC	Sample	Found	Units	Rec%	Lower	Upper	RPD	Limit	Qual
WG533797													
WG533797ICV	ICV	12/17/21 10:47	II211214-2	2		1.968	mg/L	98	95	105			
WG533797ICB	ICB	12/17/21 10:52				U	mg/L		-0.06	0.06			
WG533684LRB	LRB	12/17/21 11:05				U	mg/L		-0.044	0.044			
WG533684LFB	LFB	12/17/21 11:08	II211118-4	.5005		.487	mg/L	97	85	115			
L70442-02LFM	LFM	12/17/21 11:42	II211118-4	.5005	U	.489	mg/L	98	70	130			
L70442-02LFMD	LFMD	12/17/21 11:45	II211118-4	.5005	U	.492	mg/L	98	70	130	1	20	

Conductivity @25C SM2510B

ACZ ID	Type	Analyzed	PCN/SCN	QC	Sample	Found	Units	Rec%	Lower	Upper	RPD	Limit	Qual
WG533462													
WG533462LCSW2	LCSW	12/13/21 17:19	PCN64229	1409		1404	umhos/cm	100	90	110			
L70403-01DUP	DUP	12/13/21 20:34			31	31	umhos/cm				0	20	
WG533462LCSW5	LCSW	12/13/21 20:41	PCN64229	1409		1406	umhos/cm	100	90	110			

EFRC

ACZ Project ID: **L70398**

NOTE: If the Rec% column is null, the high/low limits are in the same units as the result. If the Rec% column is not null, then the high/low limits are in % Rec.

Copper, total recoverable

M200.7 ICP

ACZ ID	Type	Analyzed	PCN/SCN	QC	Sample	Found	Units	Rec%	Lower	Upper	RPD	Limit	Qual
WG533797													
WG533797ICV	ICV	12/17/21 10:47	II211214-2	2		2.028	mg/L	101	95	105			
WG533797ICB	ICB	12/17/21 10:52				U	mg/L		-0.03	0.03			
WG533684LRB	LRB	12/17/21 11:05				U	mg/L		-0.022	0.022			
WG533684LFB	LFB	12/17/21 11:08	II211118-4	.5		.484	mg/L	97	85	115			
L70442-02LFM	LFM	12/17/21 11:42	II211118-4	.5	U	.49	mg/L	98	70	130			
L70442-02LFMD	LFMD	12/17/21 11:45	II211118-4	.5	U	.489	mg/L	98	70	130	0	20	

Fluoride

SM4500F-C

ACZ ID	Type	Analyzed	PCN/SCN	QC	Sample	Found	Units	Rec%	Lower	Upper	RPD	Limit	Qual
WG534214													
WG534214ICV	ICV	12/29/21 13:53	WC211221-1	2.002		2.1	mg/L	105	90	110			
WG534214ICB	ICB	12/29/21 13:57				U	mg/L		-0.3	0.3			
WG534214LFB1	LFB	12/29/21 14:07	WC210803-9	5.02		5.02	mg/L	100	90	110			
L70398-01AS	AS	12/29/21 14:23	WC210803-9	5.02	.46	5.41	mg/L	99	90	110			
L70398-01ASD	ASD	12/29/21 14:31	WC210803-9	5.02	.46	5.46	mg/L	100	90	110	1	20	
WG534214LFB2	LFB	12/29/21 20:00	WC210803-9	5.02		5.24	mg/L	104	90	110			

Iron, total recoverable

M200.7 ICP

ACZ ID	Type	Analyzed	PCN/SCN	QC	Sample	Found	Units	Rec%	Lower	Upper	RPD	Limit	Qual
WG533797													
WG533797ICV	ICV	12/17/21 10:47	II211214-2	2		1.961	mg/L	98	95	105			
WG533797ICB	ICB	12/17/21 10:52				U	mg/L		-0.18	0.18			
WG533684LRB	LRB	12/17/21 11:05				U	mg/L		-0.132	0.132			
WG533684LFB	LFB	12/17/21 11:08	II211118-4	1.0001		.949	mg/L	95	85	115			
L70442-02LFM	LFM	12/17/21 11:42	II211118-4	1.0001	.233	1.188	mg/L	95	70	130			
L70442-02LFMD	LFMD	12/17/21 11:45	II211118-4	1.0001	.233	1.197	mg/L	96	70	130	1	20	

Lead, total recoverable

M200.8 ICP-MS

ACZ ID	Type	Analyzed	PCN/SCN	QC	Sample	Found	Units	Rec%	Lower	Upper	RPD	Limit	Qual
WG534480													
WG534480ICV	ICV	01/05/22 14:25	MS220105-1	.05		.05094	mg/L	102	90	110			
WG534480ICB	ICB	01/05/22 14:27				U	mg/L		-0.0003	0.0003			
WG534198LRB	LRB	01/05/22 14:29				U	mg/L		-0.00022	0.00022			
WG534198LFB	LFB	01/05/22 14:30	MS211216-3	.05005		.05187	mg/L	104	85	115			
L70398-01LFM	LFM	01/05/22 14:59	MS211216-3	.05005	.00074	.05339	mg/L	105	70	130			
L70398-01LFMD	LFMD	01/05/22 15:01	MS211216-3	.05005	.00074	.05386	mg/L	106	70	130	1	20	
L70584-01LFM	LFM	01/05/22 15:19	MS211216-3	.05005	.0068	.06084	mg/L	108	70	130			
L70584-01LFMD	LFMD	01/05/22 15:21	MS211216-3	.05005	.0068	.0627	mg/L	112	70	130	3	20	

Magnesium, total recoverable

M200.7 ICP

ACZ ID	Type	Analyzed	PCN/SCN	QC	Sample	Found	Units	Rec%	Lower	Upper	RPD	Limit	Qual
WG533797													
WG533797ICV	ICV	12/17/21 10:47	II211214-2	100		97.55	mg/L	98	95	105			
WG533797ICB	ICB	12/17/21 10:52				U	mg/L		-0.6	0.6			
WG533684LRB	LRB	12/17/21 11:05				U	mg/L		-0.44	0.44			
WG533684LFB	LFB	12/17/21 11:08	II211118-4	49.99847		46.57	mg/L	93	85	115			
L70442-02LFM	LFM	12/17/21 11:42	II211118-4	49.99847	28.9	76.64	mg/L	95	70	130			
L70442-02LFMD	LFMD	12/17/21 11:45	II211118-4	49.99847	28.9	77.37	mg/L	97	70	130	1	20	

EFRC

ACZ Project ID: **L70398**

NOTE: If the Rec% column is null, the high/low limits are in the same units as the result. If the Rec% column is not null, then the high/low limits are in % Rec.

Manganese, total recoverable M200.7 ICP

ACZ ID	Type	Analyzed	PCN/SCN	QC	Sample	Found	Units	Rec%	Lower	Upper	RPD	Limit	Qual
WG533797													
WG533797ICV	ICV	12/17/21 10:47	II211214-2	2		1,951	mg/L	98	95	105			
WG533797ICB	ICB	12/17/21 10:52				U	mg/L		-0.03	0.03			
WG533684LRB	LRB	12/17/21 11:05				U	mg/L		-0.022	0.022			
WG533684LFB	LFB	12/17/21 11:08	II211118-4	.499		.476	mg/L	95	85	115			
L70442-02LFM	LFM	12/17/21 11:42	II211118-4	.499	.02	.492	mg/L	95	70	130			
L70442-02LFMD	LFMD	12/17/21 11:45	II211118-4	.499	.02	.495	mg/L	95	70	130	1	20	

Mercury, total M245.1 CVAA

ACZ ID	Type	Analyzed	PCN/SCN	QC	Sample	Found	Units	Rec%	Lower	Upper	RPD	Limit	Qual
WG533536													
WG533536ICV	ICV	12/15/21 5:47	HG211213-3	.00501		.00522	mg/L	104	95	105			
WG533536ICB	ICB	12/15/21 5:48				U	mg/L		-0.0002	0.0002			
WG533537													
WG533537LRB	LRB	12/15/21 6:33				U	mg/L		-0.00044	0.00044			
WG533537LFB	LFB	12/15/21 6:34	HG211213-6	.002002		.002	mg/L	100	85	115			
L70365-03LFM	LFM	12/15/21 6:57	HG211213-6	.002002	U	.00202	mg/L	101	85	115			
L70365-03LFMD	LFMD	12/15/21 6:58	HG211213-6	.002002	U	.00199	mg/L	99	85	115	1	20	
WG533634													
WG533634ICV1	ICV	12/16/21 12:29	HG211213-3	.00501		.00521	mg/L	104	95	105			
WG533634ICB	ICB	12/16/21 12:30				U	mg/L		-0.0002	0.0002			
WG533685													
WG533685LRB	LRB	12/16/21 15:12				U	mg/L		-0.00044	0.00044			
WG533685LFB	LFB	12/16/21 15:13	HG211213-6	.002002		.00213	mg/L	106	85	115			
L70398-02LFM	LFM	12/16/21 15:23	HG211213-6	.002002	U	.002	mg/L	100	85	115			
L70398-02LFMD	LFMD	12/16/21 15:24	HG211213-6	.002002	U	.00201	mg/L	100	85	115	0	20	

Nickel, total recoverable M200.7 ICP

ACZ ID	Type	Analyzed	PCN/SCN	QC	Sample	Found	Units	Rec%	Lower	Upper	RPD	Limit	Qual
WG533797													
WG533797ICV	ICV	12/17/21 10:47	II211214-2	2		2.062	mg/L	103	95	105			
WG533797ICB	ICB	12/17/21 10:52				U	mg/L		-0.024	0.024			
WG533684LRB	LRB	12/17/21 11:05				U	mg/L		-0.0176	0.0176			
WG533684LFB	LFB	12/17/21 11:08	II211118-4	.5		.5003	mg/L	100	85	115			
L70442-02LFM	LFM	12/17/21 11:42	II211118-4	.5	U	.5042	mg/L	101	70	130			
L70442-02LFMD	LFMD	12/17/21 11:45	II211118-4	.5	U	.5092	mg/L	102	70	130	1	20	

Nitrate/Nitrite as N M353.2 - H2SO4 preserved

ACZ ID	Type	Analyzed	PCN/SCN	QC	Sample	Found	Units	Rec%	Lower	Upper	RPD	Limit	Qual
WG534194													
WG534194ICV	ICV	12/29/21 1:17	WI211205-1	2.4161		2.361	mg/L	98	90	110			
WG534194ICB	ICB	12/29/21 1:18				U	mg/L		-0.02	0.02			
WG534197													
WG534197LFB	LFB	12/29/21 2:34	WI211001-5	2		2.082	mg/L	104	90	110			
L70398-01AS	AS	12/29/21 2:37	WI211001-5	2	.271	2.462	mg/L	110	90	110			
L70398-02DUP	DUP	12/29/21 2:39			.274	.274	mg/L				0	20	

EFRC

ACZ Project ID: **L70398**

NOTE: If the Rec% column is null, the high/low limits are in the same units as the result. If the Rec% column is not null, then the high/low limits are in % Rec.

pH (lab)

SM4500H+ B

ACZ ID	Type	Analyzed	PCN/SCN	QC	Sample	Found	Units	Rec%	Lower	Upper	RPD	Limit	Qual
WG533462													
WG533462LCSW1	LCSW	12/13/21 17:17	PCN62948	6		6.1	units	102	5.9	6.1			
L70403-01DUP	DUP	12/13/21 20:34			7.1	7.1	units				0	20	
WG533462LCSW4	LCSW	12/13/21 20:39	PCN62948	6		6.1	units	102	5.9	6.1			

Potassium, total recoverable

M200.7 ICP

ACZ ID	Type	Analyzed	PCN/SCN	QC	Sample	Found	Units	Rec%	Lower	Upper	RPD	Limit	Qual
WG533797													
WG533797ICV	ICV	12/17/21 10:47	II211214-2	20		20.14	mg/L	101	95	105			
WG533797ICB	ICB	12/17/21 10:52				U	mg/L		-0.6	0.6			
WG533684LRB	LRB	12/17/21 11:05				U	mg/L		-0.44	0.44			
WG533684LFB	LFB	12/17/21 11:08	II211118-4	99.96008		96.63	mg/L	97	85	115			
L70442-02LFM	LFM	12/17/21 11:42	II211118-4	99.96008	1.7	100.1	mg/L	98	70	130			
L70442-02LFMD	LFMD	12/17/21 11:45	II211118-4	99.96008	1.7	100.8	mg/L	99	70	130	1	20	

Residue, Filterable (TDS) @180C

SM2540C

ACZ ID	Type	Analyzed	PCN/SCN	QC	Sample	Found	Units	Rec%	Lower	Upper	RPD	Limit	Qual
WG533478													
WG533478PBW	PBW	12/13/21 19:00				U	mg/L		-20	20			
WG533478LCSW	LCSW	12/13/21 19:02	PCN64712	1000		992	mg/L	99	80	120			
L70399-03DUP	DUP	12/13/21 19:31			1080	1084	mg/L				0	10	

Selenium, total recoverable

M200.8 ICP-MS

ACZ ID	Type	Analyzed	PCN/SCN	QC	Sample	Found	Units	Rec%	Lower	Upper	RPD	Limit	Qual
WG534553													
WG534553ICV	ICV	01/06/22 13:50	MS220105-1	.05		.05046	mg/L	101	90	110			
WG534553ICB	ICB	01/06/22 13:52				.0002	mg/L		-0.0003	0.0003			
WG534198LRB	LRB	01/06/22 13:54				U	mg/L		-0.00022	0.00022			
WG534198LFB	LFB	01/06/22 13:55	MS211216-3	.05		.04961	mg/L	99	85	115			
L70398-01LFM	LFM	01/06/22 14:01	MS211216-3	.05	.001	.04954	mg/L	97	70	130			
L70398-01LFMD	LFMD	01/06/22 14:03	MS211216-3	.05	.001	.0487	mg/L	95	70	130	2	20	
WG534258LRB	LRB	01/06/22 14:17				.00017	mg/L		-0.00022	0.00022			
WG534258LFB	LFB	01/06/22 14:19	MS211216-3	.05		.0492	mg/L	98	85	115			

Sodium, total recoverable

M200.7 ICP

ACZ ID	Type	Analyzed	PCN/SCN	QC	Sample	Found	Units	Rec%	Lower	Upper	RPD	Limit	Qual
WG533797													
WG533797ICV	ICV	12/17/21 10:47	II211214-2	100		101.68	mg/L	102	95	105			
WG533797ICB	ICB	12/17/21 10:52				U	mg/L		-0.6	0.6			
WG533684LRB	LRB	12/17/21 11:05				U	mg/L		-0.44	0.44			
WG533684LFB	LFB	12/17/21 11:08	II211118-4	100.0086		97.17	mg/L	97	85	115			
L70442-02LFM	LFM	12/17/21 11:42	II211118-4	100.0086	24.3	123.5	mg/L	99	70	130			
L70442-02LFMD	LFMD	12/17/21 11:45	II211118-4	100.0086	24.3	124.1	mg/L	100	70	130	0	20	

EFRC

ACZ Project ID: **L70398**

NOTE: If the Rec% column is null, the high/low limits are in the same units as the result. If the Rec% column is not null, then the high/low limits are in % Rec.

Sulfate D516-02/-07/-11 - TURBIDIMETRIC

ACZ ID	Type	Analyzed	PCN/SCN	QC	Sample	Found	Units	Rec%	Lower	Upper	RPD	Limit	Qual
WG534306													
WG534306ICB	ICB	12/30/21 15:19				U	mg/L		-3	3			
WG534306ICV	ICV	12/30/21 15:19	WI211230-3	19.9		19.1	mg/L	96	90	110			
WG534306LFB	LFB	12/30/21 15:58	WI211230-5	9.95		9.6	mg/L	96	90	110			
L70403-01DUP	DUP	12/30/21 16:02			6.8	3.8	mg/L				57	20	RA
L70288-03DUP	DUP	12/30/21 16:15			986	979	mg/L				1	20	
L70327-01AS	AS	12/30/21 16:25	SO4TURB25X	10	779	786	mg/L	70	90	110			M3
L70401-03AS	AS	12/30/21 16:25	SO4TURB25X	1000	87100	87802.8	mg/L	70	90	110			M3

Thallium, total recoverable M200.8 ICP-MS

ACZ ID	Type	Analyzed	PCN/SCN	QC	Sample	Found	Units	Rec%	Lower	Upper	RPD	Limit	Qual
WG534480													
WG534480ICV	ICV	01/05/22 14:25	MS220105-1	.05		.05095	mg/L	102	90	110			
WG534480ICB	ICB	01/05/22 14:27				U	mg/L		-0.0003	0.0003			
WG534198LRB	LRB	01/05/22 14:29				U	mg/L		-0.00022	0.00022			
WG534198LFB	LFB	01/05/22 14:30	MS211216-3	.05		.04882	mg/L	98	85	115			
L70398-01LFM	LFM	01/05/22 14:59	MS211216-3	.05	.00152	.05241	mg/L	102	70	130			
L70398-01LFMD	LFMD	01/05/22 15:01	MS211216-3	.05	.00152	.05362	mg/L	104	70	130	2	20	
L70584-01LFM	LFM	01/05/22 15:19	MS211216-3	.05	.00363	.05603	mg/L	105	70	130			
L70584-01LFMD	LFMD	01/05/22 15:21	MS211216-3	.05	.00363	.05769	mg/L	108	70	130	3	20	

Uranium, total recoverable M200.8 ICP-MS

ACZ ID	Type	Analyzed	PCN/SCN	QC	Sample	Found	Units	Rec%	Lower	Upper	RPD	Limit	Qual
WG534480													
WG534480ICV	ICV	01/05/22 14:25	MS220105-1	.05		.05076	mg/L	102	90	110			
WG534480ICB	ICB	01/05/22 14:27				U	mg/L		-0.0003	0.0003			
WG534198LRB	LRB	01/05/22 14:29				U	mg/L		-0.00022	0.00022			
WG534198LFB	LFB	01/05/22 14:30	MS211216-3	.05		.05053	mg/L	101	85	115			
L70398-01LFM	LFM	01/05/22 14:59	MS211216-3	.05	.233	.28195	mg/L	98	70	130			
L70398-01LFMD	LFMD	01/05/22 15:01	MS211216-3	.05	.233	.28267	mg/L	99	70	130	0	20	
L70584-01LFM	LFM	01/05/22 15:19	MS211216-3	.05	.00094	.05773	mg/L	114	70	130			
L70584-01LFMD	LFMD	01/05/22 15:21	MS211216-3	.05	.00094	.05897	mg/L	116	70	130	2	20	

Vanadium, total recoverable M200.7 ICP

ACZ ID	Type	Analyzed	PCN/SCN	QC	Sample	Found	Units	Rec%	Lower	Upper	RPD	Limit	Qual
WG533797													
WG533797ICV	ICV	12/17/21 10:47	II211214-2	2		2.008	mg/L	100	95	105			
WG533797ICB	ICB	12/17/21 10:52				U	mg/L		-0.015	0.015			
WG533684LRB	LRB	12/17/21 11:05				U	mg/L		-0.022	0.022			
WG533684LFB	LFB	12/17/21 11:08	II211118-4	.5005		.5006	mg/L	100	85	115			
L70442-02LFM	LFM	12/17/21 11:42	II211118-4	.5005	U	.5023	mg/L	100	70	130			
L70442-02LFMD	LFMD	12/17/21 11:45	II211118-4	.5005	U	.51	mg/L	102	70	130	2	20	

EFRC

ACZ Project ID: **L70398**

NOTE: If the Rec% column is null, the high/low limits are in the same units as the result. If the Rec% column is not null, then the high/low limits are in % Rec.

Zinc, total recoverable M200.7 ICP

ACZ ID	Type	Analyzed	PCN/SCN	QC	Sample	Found	Units	Rec%	Lower	Upper	RPD	Limit	Qual
WG533797													
WG533797ICV	ICV	12/17/21 10:47	II211214-2	2		1.915	mg/L	96	95	105			
WG533797ICB	ICB	12/17/21 10:52				U	mg/L		-0.06	0.06			
WG533684LRB	LRB	12/17/21 11:05				U	mg/L		-0.044	0.044			
WG533684LFB	LFB	12/17/21 11:08	II211118-4	.50045		.493	mg/L	99	85	115			
L70442-02LFM	LFM	12/17/21 11:42	II211118-4	.50045	U	.493	mg/L	99	70	130			
L70442-02LFMD	LFMD	12/17/21 11:45	II211118-4	.50045	U	.503	mg/L	101	70	130	2	20	

Energy Fuels Resources (USA) Inc.

ACZ Project ID: **L70398**

ACZ ID	WORKNUM	PARAMETER	METHOD	QUAL	DESCRIPTION
L70398-01	WG534306	Sulfate	D516-02/-07/-11 - TURBIDIMETRIC	M3	The spike recovery value is unusable since the analyte concentration in the sample is disproportionate to the spike level. The recovery of the associated control sample (LCS or LFB) was acceptable.
L70398-02	WG534480	Antimony, total recoverable	M200.8 ICP-MS	M3	The spike recovery value is unusable since the analyte concentration in the sample is disproportionate to the spike level. The recovery of the associated control sample (LCS or LFB) was acceptable.
	WG534306	Sulfate	D516-02/-07/-11 - TURBIDIMETRIC	M3	The spike recovery value is unusable since the analyte concentration in the sample is disproportionate to the spike level. The recovery of the associated control sample (LCS or LFB) was acceptable.
			D516-02/-07/-11 - TURBIDIMETRIC	RA	Relative Percent Difference (RPD) was not used for data validation because the concentration of the duplicated sample is too low for accurate evaluation (< 10x MDL).

Energy Fuels Resources (USA) Inc.

ACZ Project ID: **L70398**

No certification qualifiers associated with this analysis

Energy Fuels Resources (USA) Inc.

ACZ Project ID: L70398
 Date Received: 12/10/2021 10:55
 Received By: mjj
 Date Printed: 1/7/2022

Receipt Verification

	YES	NO	NA
1) Is a foreign soil permit included for applicable samples?	<input type="checkbox"/>	<input type="checkbox"/>	<input checked="" type="checkbox"/>
2) Is the Chain of Custody form or other directive shipping papers present?	<input checked="" type="checkbox"/>	<input type="checkbox"/>	<input type="checkbox"/>
3) Does this project require special handling procedures such as CLP protocol?	<input type="checkbox"/>	<input checked="" type="checkbox"/>	<input type="checkbox"/>
4) Are any samples NRC licensable material?	<input type="checkbox"/>	<input type="checkbox"/>	<input checked="" type="checkbox"/>
5) If samples are received past hold time, proceed with requested short hold time analyses?	<input checked="" type="checkbox"/>	<input type="checkbox"/>	<input type="checkbox"/>
6) Is the Chain of Custody form complete and accurate?	<input checked="" type="checkbox"/>	<input type="checkbox"/>	<input type="checkbox"/>
7) Were any changes made to the Chain of Custody form prior to ACZ receiving the samples?	<input checked="" type="checkbox"/>	<input type="checkbox"/>	<input type="checkbox"/>
A change was made in the Report to: Name and Matrix section prior to ACZ custody.			
A change was made in the Report to: Name and Matrix section prior to ACZ custody.			
A change was made in the Report to: Name and Matrix section prior to ACZ custody.			

Samples/Containers

	YES	NO	NA
8) Are all containers intact and with no leaks?	<input checked="" type="checkbox"/>	<input type="checkbox"/>	<input type="checkbox"/>
9) Are all labels on containers and are they intact and legible?	<input checked="" type="checkbox"/>	<input type="checkbox"/>	<input type="checkbox"/>
10) Do the sample labels and Chain of Custody form match for Sample ID, Date, and Time?	<input checked="" type="checkbox"/>	<input type="checkbox"/>	<input type="checkbox"/>
11) For preserved bottle types, was the pH checked and within limits? ¹	<input checked="" type="checkbox"/>	<input type="checkbox"/>	<input type="checkbox"/>
12) Is there sufficient sample volume to perform all requested work?	<input checked="" type="checkbox"/>	<input type="checkbox"/>	<input type="checkbox"/>
13) Is the custody seal intact on all containers?	<input type="checkbox"/>	<input type="checkbox"/>	<input checked="" type="checkbox"/>
14) Are samples that require zero headspace acceptable?	<input type="checkbox"/>	<input type="checkbox"/>	<input checked="" type="checkbox"/>
15) Are all sample containers appropriate for analytical requirements?	<input checked="" type="checkbox"/>	<input type="checkbox"/>	<input type="checkbox"/>
16) Is there an Hg-1631 trip blank present?	<input type="checkbox"/>	<input type="checkbox"/>	<input checked="" type="checkbox"/>
17) Is there a VOA trip blank present?	<input type="checkbox"/>	<input type="checkbox"/>	<input checked="" type="checkbox"/>
18) Were all samples received within hold time?	<input checked="" type="checkbox"/>	<input type="checkbox"/>	<input type="checkbox"/>

NA indicates Not Applicable

Chain of Custody Related Remarks

Client Contact Remarks

Shipping Containers

Cooler Id	Temp (°C)	Temp Criteria (°C)	Rad (µR/Hr)	Custody Seal Intact?
5248	2.6	<=6.0	15	Yes

Energy Fuels Resources (USA) Inc.

ACZ Project ID: L70398
Date Received: 12/10/2021 10:55
Received By: mjj
Date Printed: 1/7/2022

Was ice present in the shipment container(s)?

Yes - Wet ice was present in the shipment container(s).

Client must contact an ACZ Project Manager if analysis should not proceed for samples received outside of their thermal preservation acceptance criteria.

¹ The preservation of the following bottle types is not checked at sample receipt: Orange (oil and grease), Purple (total cyanide), Pink (dissolved cyanide), Brown (arsenic speciation), Sterile (fecal coliform), EDTA (sulfite), HCl preserved vial (organics), Na₂S₂O₃ preserved vial (organics), and HG-1631 (total/dissolved mercury by method 1631).



Laboratories, Inc.

L70398

CHAIN of CUSTODY

2773 Downhill Drive Steamboat Springs, CO 80487 (800) 334-5493

Report to:

Name: Kathy Weinel
Company: Energy Fuels
E-mail: kweinel@energyfuels.com

Address: 225 Union Blvd. Suite 600
Lakewood, Co 80928
Telephone: 303-389-4134

Copy of Report to:

Name:
Company:

E-mail:
Telephone:

Invoice to:

Name: Kathy Weinel
Company: Energy Fuels
E-mail: kweinel@energyfuels.com

Address: 225 Union Blvd, Suite 600
Lakewood, Co 80928
Telephone: 303-389-4134

If sample(s) received past holding time (HT), or if insufficient HT remains to complete analysis before expiration, shall ACZ proceed with requested short HT analyses? YES [X] NO

If "NO" then ACZ will contact client for further instruction. If neither "YES" nor "NO" is indicated, ACZ will proceed with the requested analyses, even if HT is expired, and data will be qualified

Are samples for SDWA Compliance Monitoring? Yes No [X]

If yes, please include state forms. Results will be reported to PQL for Colorado.

Sampler's Name: Matt Germanson Sampler's Site Information State AZ Zip code Time Zone

*Sampler's Signature: [Signature] I attest to the authenticity and validity of this sample. I understand that intentionally mislabeling the time/date/location or tampering with the sample in anyway, is considered fraud and punishable by State Law.

PROJECT INFORMATION

ANALYSES REQUESTED (attach list or use quote number)

Quote #: PP-SUMP-INDAPP
PO#:
Reporting state for compliance testing:
Check box if samples include NRC licensed material?

Table with columns for # of Containers and analysis results. Contains handwritten text 'SEE QUOTE'.

Table with columns for SAMPLE IDENTIFICATION, DATE:TIME, and Matrix. Contains handwritten entries for SUMP and SUMP-DUP.

Matrix SW (Surface Water) · GW (Ground Water) · WW (Waste Water) · DW (Drinking Water) · SL (Sludge) · SO (Soil) · OL (Oil) · Other (Specify)

REMARKS

See Quote, Normal TAT, No Rads

Please refer to ACZ's terms & conditions located on the reverse side of this COC.

Table with columns for RELINQUISHED BY, DATE:TIME, RECEIVED BY, and DATE:TIME. Contains handwritten signatures and dates.

L70398 Chain of Custody

Energy Fuels Resources

Sample Delivery Group: L1443027
Samples Received: 12/16/2021
Project Number: PINYON PLAIN GW
Description: Pinyon Plane RAD
Site: PINYON PLAIN
Report To: Kathy Weinel
225 Union Blvd
Suite 600
Lakewood, CO 80228

Entire Report Reviewed By:



Donna Eidson
Project Manager

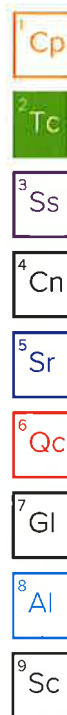
Results relate only to the items tested or calibrated and are reported as rounded values. This test report shall not be reproduced, except in full, without written approval of the laboratory. Where applicable, sampling conducted by Pace Analytical National is performed per guidance provided in laboratory standard operating procedures ENV-SOP-MTJL-0067 and ENV-SOP-MTJL-0068. Where sampling conducted by the customer, results relate to the accuracy of the information provided, and as the samples are received.

Pace Analytical National

12065 Lebanon Rd Mount Juliet, TN 37122 615-758-5858 800-767-5859 www.pacenational.com

TABLE OF CONTENTS

Cp: Cover Page	1
Tc: Table of Contents	2
Ss: Sample Summary	3
Cn: Case Narrative	5
Sr: Sample Results	6
MW-01-12072021 L1443027-01	6
MW-02-12092021 L1443027-02	7
MW-03-12082021 L1443027-03	8
RW-01-12082021 L1443027-04	9
RW-01-DUP-12082021 L1443027-05	10
SUMP-12072021 L1443027-06	11
SUMP-DUP-12072021 L1443027-07	12
PREWTP-12072021 L1443027-08	13
POSTWTP-12072021 L1443027-09	14
Qc: Quality Control Summary	15
Radiochemistry by Method 900	15
Radiochemistry by Method 903.0/9315	16
Radiochemistry by Method 904/9320	17
Radiochemistry by Method D3972 U-02	18
Gl: Glossary of Terms	19
Al: Accreditations & Locations	20
Sc: Sample Chain of Custody	21



SAMPLE SUMMARY

MW-01-12072021 L1443027-01 Non-Potable Water

Collected by: Matt Germansen
 Collected date/time: 12/07/21 15:32
 Received date/time: 12/16/21 10:30

Method	Batch	Dilution	Preparation date/time	Analysis date/time	Analyst	Location
Radiochemistry by Method 900	WG1797898	1	01/04/22 14:01	01/25/22 14:13	JMR	Mt. Juliet, TN
Radiochemistry by Method 903.0/9315	WG1792815	1	12/22/21 14:24	12/30/21 23:24	SNR	Mt. Juliet, TN
Radiochemistry by Method 904/9320	WG1791267	1	12/20/21 08:30	01/18/22 15:50	JMR	Mt. Juliet, TN
Radiochemistry by Method D3972 U-02	WG1795585	1	12/28/21 13:00	01/03/22 13:56	RGT	Mt. Juliet, TN

MW-02-12092021 L1443027-02 Non-Potable Water

Collected by: Matt Germansen
 Collected date/time: 12/09/21 12:05
 Received date/time: 12/16/21 10:30

Method	Batch	Dilution	Preparation date/time	Analysis date/time	Analyst	Location
Radiochemistry by Method 900	WG1797898	1	01/04/22 14:01	01/25/22 14:13	JMR	Mt. Juliet, TN
Radiochemistry by Method 903.0/9315	WG1792815	1	12/22/21 14:24	12/30/21 23:24	SNR	Mt. Juliet, TN
Radiochemistry by Method 904/9320	WG1791267	1	12/20/21 08:30	01/18/22 15:50	JMR	Mt. Juliet, TN
Radiochemistry by Method D3972 U-02	WG1795585	1	12/28/21 13:00	01/03/22 13:56	RGT	Mt. Juliet, TN

MW-03-12082021 L1443027-03 Non-Potable Water

Collected by: Matt Germansen
 Collected date/time: 12/08/21 14:54
 Received date/time: 12/16/21 10:30

Method	Batch	Dilution	Preparation date/time	Analysis date/time	Analyst	Location
Radiochemistry by Method 900	WG1797898	1	01/04/22 14:01	01/25/22 14:13	JMR	Mt. Juliet, TN
Radiochemistry by Method 903.0/9315	WG1792815	1	12/22/21 14:24	12/31/21 00:24	SNR	Mt. Juliet, TN
Radiochemistry by Method 904/9320	WG1791267	1	12/20/21 08:30	01/18/22 15:50	JMR	Mt. Juliet, TN
Radiochemistry by Method D3972 U-02	WG1795585	1	12/28/21 13:00	01/03/22 13:56	RGT	Mt. Juliet, TN

RW-01-12082021 L1443027-04 Non-Potable Water

Collected by: Matt Germansen
 Collected date/time: 12/08/21 16:38
 Received date/time: 12/16/21 10:30

Method	Batch	Dilution	Preparation date/time	Analysis date/time	Analyst	Location
Radiochemistry by Method 900	WG1797898	1	01/04/22 14:01	01/25/22 14:13	JMR	Mt. Juliet, TN
Radiochemistry by Method 903.0/9315	WG1792815	1	12/22/21 14:24	12/31/21 00:24	SNR	Mt. Juliet, TN
Radiochemistry by Method 904/9320	WG1791267	1	12/20/21 08:30	01/18/22 15:50	JMR	Mt. Juliet, TN
Radiochemistry by Method D3972 U-02	WG1795585	1	12/28/21 13:00	01/03/22 13:56	RGT	Mt. Juliet, TN

RW-01-DUP-12082021 L1443027-05 Non-Potable Water

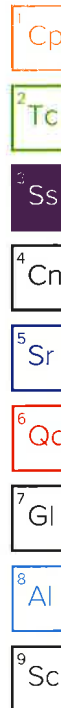
Collected by: Matt Germansen
 Collected date/time: 12/08/21 16:38
 Received date/time: 12/16/21 10:30

Method	Batch	Dilution	Preparation date/time	Analysis date/time	Analyst	Location
Radiochemistry by Method 900	WG1797898	1	01/04/22 14:01	01/25/22 14:13	JMR	Mt. Juliet, TN
Radiochemistry by Method 903.0/9315	WG1792815	1	12/22/21 14:24	12/31/21 00:24	SNR	Mt. Juliet, TN
Radiochemistry by Method 904/9320	WG1791267	1	12/20/21 08:30	01/18/22 15:50	JMR	Mt. Juliet, TN
Radiochemistry by Method D3972 U-02	WG1795585	1	12/28/21 13:00	01/03/22 13:56	RGT	Mt. Juliet, TN

SUMP-12072021 L1443027-06 Non-Potable Water

Collected by: Matt Germansen
 Collected date/time: 12/07/21 15:35
 Received date/time: 12/16/21 10:30

Method	Batch	Dilution	Preparation date/time	Analysis date/time	Analyst	Location
Radiochemistry by Method 900	WG1797898	1	01/04/22 14:01	01/25/22 14:13	JMR	Mt. Juliet, TN
Radiochemistry by Method 903.0/9315	WG1792815	1	12/22/21 14:24	01/17/22 10:39	SNR	Mt. Juliet, TN
Radiochemistry by Method 904/9320	WG1791267	1	12/20/21 08:30	01/18/22 15:50	JMR	Mt. Juliet, TN
Radiochemistry by Method D3972 U-02	WG1795585	1	12/28/21 13:00	01/03/22 13:56	RGT	Mt. Juliet, TN



SAMPLE SUMMARY

SUMP-DUP-12072021 L1443027-07 Non-Potable Water

Collected by: Matt Germansen
 Collected date/time: 12/07/21 15:35
 Received date/time: 12/16/21 10:30

Method	Batch	Dilution	Preparation date/time	Analysis date/time	Analyst	Location
Radiochemistry by Method 900	WG1797898	1	01/04/22 14:01	01/25/22 14:13	JMR	Mt. Juliet, TN
Radiochemistry by Method 903.0/9315	WG1792815	1	12/22/21 14:24	01/17/22 10:39	SNR	Mt. Juliet, TN
Radiochemistry by Method 904/9320	WG1791267	1	12/20/21 08:30	01/18/22 15:50	JMR	Mt. Juliet, TN
Radiochemistry by Method D3972 U-02	WG1795585	1	12/28/21 13:00	01/03/22 13:56	RGT	Mt. Juliet, TN

PREWTP-12072021 L1443027-08 Non-Potable Water

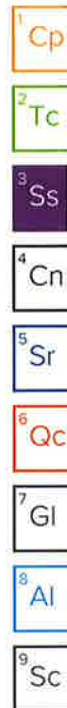
Collected by: Matt Germansen
 Collected date/time: 12/07/21 14:15
 Received date/time: 12/16/21 10:30

Method	Batch	Dilution	Preparation date/time	Analysis date/time	Analyst	Location
Radiochemistry by Method 900	WG1797898	1	01/04/22 14:01	01/25/22 14:13	JMR	Mt. Juliet, TN
Radiochemistry by Method 903.0/9315	WG1792815	1	12/22/21 14:24	12/31/21 01:24	SNR	Mt. Juliet, TN
Radiochemistry by Method 904/9320	WG1791267	1	12/20/21 08:30	01/18/22 15:50	JMR	Mt. Juliet, TN
Radiochemistry by Method D3972 U-02	WG1795585	1	12/28/21 13:00	01/03/22 13:56	RGT	Mt. Juliet, TN

POSTWTP-12072021 L1443027-09 Non-Potable Water

Collected by: Matt Germansen
 Collected date/time: 12/07/21 14:00
 Received date/time: 12/16/21 10:30

Method	Batch	Dilution	Preparation date/time	Analysis date/time	Analyst	Location
Radiochemistry by Method 900	WG1797898	1	01/04/22 14:01	01/25/22 14:13	JMR	Mt. Juliet, TN
Radiochemistry by Method 903.0/9315	WG1792815	1	12/22/21 14:24	12/31/21 01:24	SNR	Mt. Juliet, TN
Radiochemistry by Method 904/9320	WG1791267	1	12/20/21 08:30	01/18/22 15:50	JMR	Mt. Juliet, TN
Radiochemistry by Method D3972 U-02	WG1795585	1	12/28/21 13:00	01/03/22 13:56	RGT	Mt. Juliet, TN



CASE NARRATIVE

All sample aliquots were received at the correct temperature, in the proper containers, with the appropriate preservatives, and within method specified holding times, unless qualified or notated within the report. Where applicable, all MDL (LOD) and RDL (LOQ) values reported for environmental samples have been corrected for the dilution factor used in the analysis. All radiochemical sample results for solids are reported on a dry weight basis with the exception of tritium, carbon-14 and radon, unless wet weight was requested by the client. All Method and Batch Quality Control are within established criteria except where addressed in this case narrative, a non-conformance form or properly qualified within the sample results. By my digital signature below, I affirm to the best of my knowledge, all problems/anomalies observed by the laboratory as having the potential to affect the quality of the data have been identified by the laboratory, and no information or data have been knowingly withheld that would affect the quality of the data.



Donna Eidson
Project Manager



Radiochemistry by Method 900

Analyte	Result	Qualifier	Uncertainty	MDA	Analysis Date	Batch
	pCi/l		+ / -	pCi/l	date / time	
GROSS ALPHA	459		17.0	2.27	01/25/2022 14:13	WG1797898

Radiochemistry by Method 903.0/9315

Analyte	Result	Qualifier	Uncertainty	MDA	Analysis Date	Batch
	pCi/l		+ / -	pCi/l	date / time	
Radium-226	21.7		1.51	0.269	01/17/2022 10:39	WG1792815
(T) Barium	93.1			30.0-143	01/17/2022 10:39	WG1792815

Radiochemistry by Method 904/9320

Analyte	Result	Qualifier	Uncertainty	MDA	Analysis Date	Batch
	pCi/l		+ / -	pCi/l	date / time	
RADIUM-228	0.469	J	0.407	0.736	01/18/2022 15:50	WG1791267
(T) Barium	106			62.0-143	01/18/2022 15:50	WG1791267
(T) Yttrium	96.8			79.0-136	01/18/2022 15:50	WG1791267

Radiochemistry by Method D3972 U-02

Analyte	Result	Qualifier	Uncertainty	MDA	Analysis Date	Batch
	pCi/l		+ / -	pCi/l	date / time	
URANIUM-234	153		5.50	0.707	01/03/2022 13:56	WG1795585
URANIUM-235	8.48		1.31	0.415	01/03/2022 13:56	WG1795585
URANIUM-238	66.3		3.63	0.566	01/03/2022 13:56	WG1795585
(T) URANIUM-232	63.0			30.0-110	01/03/2022 13:56	WG1795585



Radiochemistry by Method 900

Analyte	Result	Qualifier	Uncertainty	MDA	Analysis Date	Batch
	pCi/l		+ / -	pCi/l	date / time	
GROSS ALPHA	436		16.5	2.51	01/25/2022 14:13	WG1797898

Radiochemistry by Method 903.0/9315

Analyte	Result	Qualifier	Uncertainty	MDA	Analysis Date	Batch
	pCi/l		+ / -	pCi/l	date / time	
Radium-226	19.7		1.47	0.183	01/17/2022 10:39	WG1792815
(T) Barium	91.1			30.0-143	01/17/2022 10:39	WG1792815

Radiochemistry by Method 904/9320

Analyte	Result	Qualifier	Uncertainty	MDA	Analysis Date	Batch
	pCi/l		+ / -	pCi/l	date / time	
RADIUM-228	3.08		0.393	0.627	01/18/2022 15:50	WG1791267
(T) Barium	103			62.0-143	01/18/2022 15:50	WG1791267
(T) Yttrium	91.7			79.0-136	01/18/2022 15:50	WG1791267

Radiochemistry by Method D3972 U-02

Analyte	Result	Qualifier	Uncertainty	MDA	Analysis Date	Batch
	pCi/l		+ / -	pCi/l	date / time	
URANIUM-234	143		5.21	0.781	01/03/2022 13:56	WG1795585
URANIUM-235	9.50		1.36	0.451	01/03/2022 13:56	WG1795585
URANIUM-238	68.1		3.59	0.577	01/03/2022 13:56	WG1795585
(T) URANIUM-232	61.3			30.0-110	01/03/2022 13:56	WG1795585



Method Blank (MB)

(MB) R3753647-1 01/25/22 10:49		<u>MB Qualifier</u>		MB Uncertainty		MB MDA	
Analyte	MB Result pCi/l	+ / -	MB Result pCi/l	+ / -	MB Result pCi/l	+ / -	MB Result pCi/l
GROSS ALPHA	-0.193	<u>U</u>	0.335	0.619			

L1443027-05 Original Sample (OS) • Duplicate (DUP)

(OS) L1443027-05 01/25/22 14:13 • (DUP) R3753647-5 01/25/22 10:50		<u>Original Uncertainty</u>		DUP Result		<u>DUP Uncertainty</u>		DUP MDA		DUP RER		<u>DUP Qualifier</u>		DUP RPD Limits		DUP RER Limit	
Analyte	Original Result pCi/l	+ / -	Original Result pCi/l	+ / -	DUP Result pCi/l	+ / -	DUP Result pCi/l	+ / -	DUP MDA pCi/l	DUP RER %	DUP RPD %	DUP RPD %	DUP RPD %	DUP RPD %	DUP RPD %	DUP RER Limit %	
GROSS ALPHA	22.0	2.48	1.08	2.70	28.1	2.70	1.08	2.70	1.08	1.67	24.4	20	20	20	20	3	

Laboratory Control Sample (LCS)

(LCS) R3753647-2 01/25/22 10:49		<u>Spike Amount</u>		<u>LCS Result</u>		<u>LCS Rec.</u>		<u>Rec. Limits</u>		<u>LCS Qualifier</u>	
Analyte	Spike Amount pCi/l	LCS Result pCi/l	LCS Result %	Rec. Limits %	Rec. Limits %	LCS Qualifier					
GROSS ALPHA	15.0	14.6	97.3	80.0-120							

L1443027-04 Original Sample (OS) • Matrix Spike (MS) • Matrix Spike Duplicate (MSD)

(OS) L1443027-04 01/25/22 14:13 • (MS) R3753647-3 01/25/22 10:49 • (MSD) R3753647-4 01/25/22 10:49		<u>Spike Amount</u>		<u>Original Result</u>		<u>MS Result</u>		<u>MSD Result</u>		<u>MSD Rec.</u>		<u>MS Rec.</u>		<u>Rec. Limits</u>		<u>MS Qualifier</u>		<u>MSD Qualifier</u>		<u>RPD</u>		<u>MS RER</u>		<u>RPD Limits</u>	
Analyte	Spike Amount pCi/l	Original Result pCi/l	MS Result pCi/l	MSD Result pCi/l	MSD Rec. %	MS Rec. %	MSD Rec. %	MS Rec. %	Rec. Limits %	Dilution %	MS Qualifier %	MSD Qualifier %	RPD %	MS RER %	RPD Limits %										
GROSS ALPHA	18.8	22.5	41.9	46.3	126	103	126	103	70.0-130	1	9.77	9.77	9.77	20	20										

1 Cp

2 Tc

3 Ss

4 Cn

5 Sr

6 Qc

7 Gl

8 Al

9 Sc

Method Blank (MB)

(MB) R3750559-1 12/30/21 22:23

Analyte	MB Result pCi/l	MB Qualifier	MB Uncertainty + / -	MB MDA pCi/l
Radium-226 (7) Barium	0.0548 94.8	<u>U</u>	0.0801 94.8	0.135

L1443027-09 Original Sample (OS) • Duplicate (DUP)

(OS) L1443027-09 12/31/21 01:24 • (DUP) R3750559-4 12/30/21 23:24

Analyte	Original Result pCi/l	Original Uncertainty + / -	Original MDA pCi/l	DUP Result pCi/l	DUP Uncertainty + / -	DUP MDA pCi/l	Dilution	DUP RPD %	DUP RER	DUP Qualifier	DUP RPD Limits %	DUP RER Limit
Radium-226 (7) Barium	2.23 99.4	0.617 99.4	0.249	1.92 93.0	0.767 93.0	0.249	1	14.7	0.310		20	3

Laboratory Control Sample (LCS)

(LCS) R3750559-2 12/30/21 22:23

Analyte	Spike Amount pCi/l	LCS Result pCi/l	LCS Rec. %	Rec. Limits %	LCS Qualifier
Radium-226 (7) Barium	5.01	5.03	100	80.0-120	91.1

L1443027-02 Original Sample (OS) • Matrix Spike (MS)

(OS) L1443027-02 12/30/21 23:24 • (MS) R3750559-3 12/30/21 23:24

Analyte	Spike Amount pCi/l	Original Result pCi/l	MS Result pCi/l	MS Rec. %	Dilution	Rec. Limits %	MS Qualifier
Radium-226 (7) Barium	20.0	1.93 92.1	23.3	107 93.6	1	75.0-125	



Method Blank (MB)

(MB) R3753023-1 01/18/22 15:50

Analyte	MB Result pCi/l	MB Qualifier	MB Uncertainty + / -	MB MDA pCi/l
Radium-228	0.545		0.229	0.407
(7) Barium	109		109	
(7) Yttrium	96.2		96.2	

L1443027-01 Original Sample (OS) • Duplicate (DUP)

(OS) L1443027-01 01/18/22 15:50 • (DUP) R3753023-5 01/18/22 15:50

Analyte	Original Result pCi/l	Original Uncertainty + / -	DUP Result pCi/l	DUP Uncertainty + / -	DUP MDA pCi/l	Dilution	DUP RPD %	DUP RER	DUP Qualifier	DUP RPD Limits %	DUP RER Limit
Radium-228	1.86	0.306	1.77	1.05	0.500	1	5.06	0.0841	J	20	3
(7) Barium	110		95.5	95.5							
(7) Yttrium	92.8		92.5	92.5							

Laboratory Control Sample (LCS)

(LCS) R3753023-2 01/18/22 15:50

Analyte	Spike Amount pCi/l	LCS Result pCi/l	LCS Rec. %	Rec. Limits %	LCS Qualifier
Radium-228	5.00	5.51	110	80.0-120	
(7) Barium			105		
(7) Yttrium			101		

L1443024-01 Original Sample (OS) • Matrix Spike (MS) • Matrix Spike Duplicate (MSD)

(OS) L1443024-01 01/18/22 15:50 • (MS) R3753023-3 01/18/22 15:50 • (MSD) R3753023-4 01/18/22 15:50

Analyte	Spike Amount pCi/l	Original Result pCi/l	MS Result pCi/l	MSD Result pCi/l	MS Rec. %	MSD Rec. %	Dilution	Rec. Limits %	MS Qualifier	MSD Qualifier	RPD %	MS RER	RPD Limits %
Radium-228	16.7	4.94	23.6	25.4	112	122	1	70.0-130			7.02		20
(7) Barium		95.4	110	110	110	103							
(7) Yttrium		93.7	93.8	93.8	93.8	99.7							

Method Blank (MB)

(MB) R3748703-1 01/03/22 13:56

Analyte	MB Result pCi/l	MB Qualifier + / -	MB Uncertainty + / -	MB MDA pCi/l
URANIUM-234	-0.167	U	0.159	0.283
URANIUM-235	-0.0605	U	0.0864	0.175
URANIUM-238	-0.0139	U	0.0985	0.175
(T) URANIUM-232	59.2		59.2	

L1443027-09 Original Sample (OS) • Duplicate (DUP)

(OS) L1443027-09 01/03/22 13:56 • (DUP) R3748703-4 01/03/22 13:56

Analyte	Original Result pCi/l	Original Uncertainty + / -	Original MDA pCi/l	DUP Result pCi/l	DUP Uncertainty + / -	DUP MDA pCi/l	Dilution	DUP RPD %	DUP RER	DUP Qualifier	DUP RPD Limits %	DUP RER Limit
URANIUM-234	0.743	0.643	0.829	0.568	0.572	0.829	1	26.6	0.203	J	20	3
URANIUM-235	0.0740	0.223	0.376	0.0285	0.208	0.376	1	88.8	0.149	U	20	3
URANIUM-238	0.0464	0.328	0.549	0.284	0.294	0.549	1	144	0.540	J	20	3
(T) URANIUM-232	65.5			60.2	60.2							

Laboratory Control Sample (LCS)

(LCS) R3748703-2 01/03/22 13:56

Analyte	Spike Amount pCi/l	LCS Result pCi/l	LCS Rec. %	Rec. Limits %	LCS Qualifier
URANIUM-234	10.1	10.3	101	80.0-120	
URANIUM-238	9.80	10.3	105	80.0-120	
(T) URANIUM-232		54.9			

L1443027-08 Original Sample (OS) • Matrix Spike (MS)

(OS) L1443027-08 01/03/22 13:56 • (MS) R3748703-3 01/03/22 13:56

Analyte	Spike Amount pCi/l	Original Result pCi/l	MS Result pCi/l	MS Rec. %	Dilution	Rec. Limits %	MS Qualifier
URANIUM-234	40.2	16.5	53.5	91.9	1	75.0-125	
URANIUM-238	39.2	9.05	48.1	99.6	1	75.0-125	
(T) URANIUM-232		61.6	59.9	59.9			

GLOSSARY OF TERMS

Guide to Reading and Understanding Your Laboratory Report

The information below is designed to better explain the various terms used in your report of analytical results from the Laboratory. This is not intended as a comprehensive explanation, and if you have additional questions please contact your project representative.

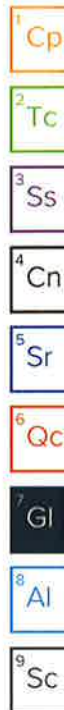
Results Disclaimer - Information that may be provided by the customer, and contained within this report, include Permit Limits, Project Name, Sample ID, Sample Matrix, Sample Preservation, Field Blanks, Field Spikes, Field Duplicates, On-Site Data, Sampling Collection Dates/Times, and Sampling Location. Results relate to the accuracy of this information provided, and as the samples are received.

Abbreviations and Definitions

MDA	Minimum Detectable Activity.
Rec.	Recovery.
RER	Replicate Error Ratio.
RPD	Relative Percent Difference.
SDG	Sample Delivery Group.
(T)	Tracer - A radioisotope of known concentration added to a solution of chemically equivalent radioisotopes at a known concentration to assist in monitoring the yield of the chemical separation.
Analyte	The name of the particular compound or analysis performed. Some Analyses and Methods will have multiple analytes reported.
Dilution	If the sample matrix contains an interfering material, the sample preparation volume or weight values differ from the standard, or if concentrations of analytes in the sample are higher than the highest limit of concentration that the laboratory can accurately report, the sample may be diluted for analysis. If a value different than 1 is used in this field, the result reported has already been corrected for this factor.
Limits	These are the target % recovery ranges or % difference value that the laboratory has historically determined as normal for the method and analyte being reported. Successful QC Sample analysis will target all analytes recovered or duplicated within these ranges.
Original Sample	The non-spiked sample in the prep batch used to determine the Relative Percent Difference (RPD) from a quality control sample. The Original Sample may not be included within the reported SDG.
Qualifier	This column provides a letter and/or number designation that corresponds to additional information concerning the result reported. If a Qualifier is present, a definition per Qualifier is provided within the Glossary and Definitions page and potentially a discussion of possible implications of the Qualifier in the Case Narrative if applicable.
Result	The actual analytical final result (corrected for any sample specific characteristics) reported for your sample. If there was no measurable result returned for a specific analyte, the result in this column may state "ND" (Not Detected) or "BDL" (Below Detectable Levels). The information in the results column should always be accompanied by either an MDL (Method Detection Limit) or RDL (Reporting Detection Limit) that defines the lowest value that the laboratory could detect or report for this analyte.
Uncertainty (Radiochemistry)	Confidence level of 2 sigma.
Case Narrative (Cn)	A brief discussion about the included sample results, including a discussion of any non-conformances to protocol observed either at sample receipt by the laboratory from the field or during the analytical process. If present, there will be a section in the Case Narrative to discuss the meaning of any data qualifiers used in the report.
Quality Control Summary (Qc)	This section of the report includes the results of the laboratory quality control analyses required by procedure or analytical methods to assist in evaluating the validity of the results reported for your samples. These analyses are not being performed on your samples typically, but on laboratory generated material.
Sample Chain of Custody (Sc)	This is the document created in the field when your samples were initially collected. This is used to verify the time and date of collection, the person collecting the samples, and the analyses that the laboratory is requested to perform. This chain of custody also documents all persons (excluding commercial shippers) that have had control or possession of the samples from the time of collection until delivery to the laboratory for analysis.
Sample Results (Sr)	This section of your report will provide the results of all testing performed on your samples. These results are provided by sample ID and are separated by the analyses performed on each sample. The header line of each analysis section for each sample will provide the name and method number for the analysis reported.
Sample Summary (Ss)	This section of the Analytical Report defines the specific analyses performed for each sample ID, including the dates and times of preparation and/or analysis.

Qualifier Description

J	The identification of the analyte is acceptable; the reported value is an estimate.
U	Below Detectable Limits: Indicates that the analyte was not detected.



ACCREDITATIONS & LOCATIONS

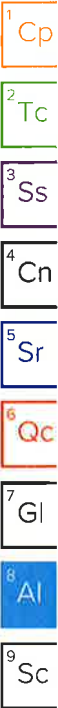
Pace Analytical National 12065 Lebanon Rd Mount Juliet, TN 37122

Alabama	40660	Nebraska	NE-OS-15-05
Alaska	17-026	Nevada	TN000032021-1
Arizona	AZ0612	New Hampshire	2975
Arkansas	88-0469	New Jersey--NELAP	TN002
California	2932	New Mexico ¹	TN00003
Colorado	TN00003	New York	11742
Connecticut	PH-0197	North Carolina	Env375
Florida	E87487	North Carolina ¹	DW21704
Georgia	NELAP	North Carolina ³	41
Georgia ¹	923	North Dakota	R-140
Idaho	TN00003	Ohio--VAP	CL0069
Illinois	200008	Oklahoma	9915
Indiana	C-TN-01	Oregon	TN200002
Iowa	364	Pennsylvania	68-02979
Kansas	E-10277	Rhode Island	LA000356
Kentucky ^{1 6}	KY90010	South Carolina	84004002
Kentucky ²	16	South Dakota	n/a
Louisiana	AI30792	Tennessee ^{1 4}	2006
Louisiana	LA018	Texas	T104704245-20-18
Maine	TN00003	Texas ⁵	LAB0152
Maryland	324	Utah	TN000032021-11
Massachusetts	M-TN003	Vermont	VT2006
Michigan	9958	Virginia	110033
Minnesota	047-999-395	Washington	C847
Mississippi	TN00003	West Virginia	233
Missouri	340	Wisconsin	998093910
Montana	CERT0086	Wyoming	A2LA
A2LA – ISO 17025	1461.01	AIHA-LAP, LLC EMLAP	100789
A2LA – ISO 17025 ⁵	1461.02	DOD	1461.01
Canada	1461.01	USDA	P330-15-00234
EPA--Crypto	TN00003		

¹ Drinking Water ² Underground Storage Tanks ³ Aquatic Toxicity ⁴ Chemical/Microbiological ⁵ Mold ⁶ Wastewater n/a Accreditation not applicable

* Not all certifications held by the laboratory are applicable to the results reported in the attached report.

* Accreditation is only applicable to the test methods specified on each scope of accreditation held by Pace Analytical.



32065 Lebanon Rd Mount Juliet, TN 37122
 Submitting a sample via this chain of custody
 constitutes acknowledgment and acceptance of the
 Pace Terms and Conditions found at:
<https://info.paceanalytical.com/html/chain-standard-terms.pdf>

SDG # L1443027
 Tab A191

Account: **ENEFUELCO**
 Template: **T199351**
 Prelogin: **P887579**
 PM: **732, Donna Eidson**
 PB: 11/19/21 ME
 Shipped Via: **FedEX Ground**

Remarks	Sample # (lab only)
	-01
	-02
	-03
	-04
	-05
	-06
	-07
	-08
	-09

Sample Receipt Checklist
 Coc Seal Present/Intact: Y N
 Coc Signed/Accurate: Y N
 Bottles arrive intact: Y N
 Correct bottles used: Y N
 Sufficient volume sent: Y N
 If Applicable
 VOA Zero Headspace: Y N
 Preservation Correct/Checked: Y N
 RAD Screen <0.5 mR/hr: Y N

Company Name/Address:
Energy Fuels Resources
 225 Union Blvd
 Suite 600
 Lakewood, CO 80228

Billing Information:
 Kathy Weinel
 225 Union Blvd
 Suite 600
 Lakewood, CO 80228
 Email To: KWeinel@energyfuels.com

Project Description:
 Pinyon Plane RAD
 City/State Collected: Tusayan, AZ
 Client Project #
 Pinyon Plain GW

Site/Facility ID #
 Pinyon Plain
 Rush? (Lab MUST Be Notified)
 Same Day Five Day
 Next Day 5 Day (Rad Only)
 Two Day 10 Day (Rad Only)
 Three Day

Quote #
00702380
 Date Results Needed

Sample ID	Comp/Grab	Matrix *	Depth	Date	Time	No. of Cntrs
MW-01-12072021		NPW		12/7/21	1532	3
MW-02-12092021		NPW		12/9/21	1205	3
MW-03-12082021		NPW		12/8/21	1454	3
RW-01-12082021		NPW		12/8/21	1638	3
RW-01 Dup-12082021		NPW		12/8/21	1638	3
Sump-12072021		NPW		12/7/21	1535	3
Sump-Dup-12072021		NPW		12/7/21	1535	3
Pre-Font-Comp-12072021		NPW		12/7/21	1415	3
WTP-Comp-Post WTP-12072021		NPW		12/7/21	1700	3
		NPW				3

Analysis / Container / Preservative
 Gross Alpha, RA-226 TL-HDPE-Add HNO3
 RA-228 TL-HDPE-Add HNO3
 U-ISO TL-HDPE-Add HNO3

Report to:
Kathy Weinel
 Pinyon Plane RAD

City/State Collected: Tusayan, AZ
 Client Project #
 Pinyon Plain GW

Site/Facility ID #
 Pinyon Plain
 Rush? (Lab MUST Be Notified)
 Same Day Five Day
 Next Day 5 Day (Rad Only)
 Two Day 10 Day (Rad Only)
 Three Day

Quote #
00702380
 Date Results Needed

Sample ID	Comp/Grab	Matrix *	Depth	Date	Time	No. of Cntrs
MW-01-12072021		NPW		12/7/21	1532	3
MW-02-12092021		NPW		12/9/21	1205	3
MW-03-12082021		NPW		12/8/21	1454	3
RW-01-12082021		NPW		12/8/21	1638	3
RW-01 Dup-12082021		NPW		12/8/21	1638	3
Sump-12072021		NPW		12/7/21	1535	3
Sump-Dup-12072021		NPW		12/7/21	1535	3
Pre-Font-Comp-12072021		NPW		12/7/21	1415	3
WTP-Comp-Post WTP-12072021		NPW		12/7/21	1700	3
		NPW				3

Remarks: **No Ice Required**
Overnight Not Required

Samples returned via:
 UPS FedEx Courier

Relinquished by: (Signature) [Signature] Date: 12/9/21 Time: 1320

Relinquished by: (Signature) [Signature] Date: 12/9/21 Time: 1320

Relinquished by: (Signature) [Signature] Date: 12/10/21 Time: 1030

Received by: (Signature) [Signature] Date: 12/10/21 Time: 1030

Received by: (Signature) [Signature] Date: 12/10/21 Time: 1030

Received for lab by: (Signature) [Signature] Date: 12/10/21 Time: 1030

L1443027

<u>Tracking Numbers</u>	<u>Temperature</u>
UPS	4.8 ± 0.4.8 DAAZ
UPS	12.9 ± 0.12.9 BA AF